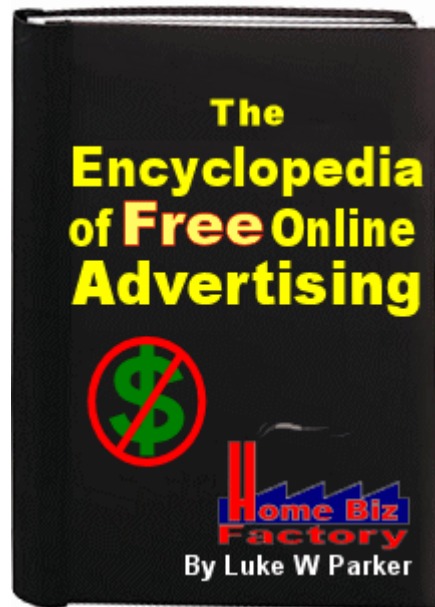


# The Encyclopedia of Free Online Advertising

By Luke W Parker of the *Home Biz Factory*



*This valuable guide reviews all of the best tactics and techniques that anyone who markets on the internet needs to be aware of!*

[Branding Rights of this Viral eBook available for readers who act quickly... Click here for your branding kit!](#)

This is a free eBook. You are welcome to pass this document along as you please as long as no content is modified. Only those that use the branding kit have permission to change any of the links within this eBook, all others can & will be prosecuted.

This document copyright © 2007 [Luke W Parker and the Home Biz Factory](#).

All rights reserved worldwide.

## Preface

---

Advertising your business effectively on the internet is the most important skill to learn for any online business to survive.

So why is it so difficult to find the effective advertising sources you need?

I probably don't have to tell you that the internet is full of free advertising. It comes in many forms, from websites that advertise other websites, to text-box ads on the sides of pages, to spyware, spam, blogs, & auto-surfing... There are almost too many ways to get visitors to your website, because creative entrepreneurs are figuring out new ways to do it almost weekly now.

It has grown so large in fact that there are even many FREE ways to get traffic to your website. Legitimate traffic for free... And plenty of it, too. This represents an awesome opportunity for new business owners without a huge advertising budget.

That's what this Encyclopedia is all about. I've spent years exploring, building, and testing these resources, and I'm going to share them all with you today. I'm even going to review them all for you with quick-glance indicators that reflect each free traffic source's:

 **Quantity** (How many visitors.)

 **Quality** (How Targeted the Visitors are to your niche.)

 **Time to Delivery** (How fast all of your traffic will arrive.)

They will be rated on a scale of one to five, 5 being the best possible. A Zero rating means that it's not applicable.

It is my goal for this book to be a completely indispensable handbook for all online businesses that advertise.

A common misconception that many webmasters have is that all free forms of traffic are very low in quality. Some will even quote the instances that software "bots" will be delivered as a visitor instead of a human.

Scams do happen from time to time, there's no dismissing it. All of the traffic methods reviewed in this encyclopedia however, are genuine methods that are usually scam free. A great benefit about using free advertising is that there's no

reason for a scammer to try to target you, since you're not a paying customer. No credit card number, no scam. A mild case of spyware is the worst you should expect. (So get your anti-Spyware and anti-virus up to date before trying some of these!)

The fascinating thing is that research has revealed that these forms of traffic are **not** usually just cheap, un-targeted surfers. There's plenty of free Pay-Per-Click traffic out there, just as targeted as Google's AdWords. In fact, when you get down to the "P" section, I'm showing everyone reading this book exactly where they can pick up their own free 114,517 visitors in paid, WELL-TARGETED traffic!

There are also free ways to get incredibly large amounts of traffic, that only require a modest amount of your time working on the front end. SEO, Link Building, and Article Marketing all can make your site the most popular site on the net for your niche, yet they don't cost a single penny to do correctly.

Furthermore, targeted traffic isn't the only traffic you'll ever likely need. I'm sure you would be ok with a couple hundred thousand semi-targeted or Non-targeted visitors on your site tomorrow, building up your Alexa Ranking and showing the world how powerful a draw your website has... Also, with those kinds of numbers, you stand to make more than just a sale or two, no matter how unrelated the referring site is.

I'm going to spill the beans on a method to do just that for you under the "Traffic Exchanges" section. The rest of this book is just as useful, in fact, what I mention here are **not** the only juicy bits! However, juicy or not, you must choose a strategy for your marketing efforts and stick to it, because different strategies require different types of Advertising.

What it all comes down to is which KINDS of traffic you need for your marketing strategy. You'll be sure to find a few in this eBook to fit your needs.

So before we get started, let me reiterate that every technique in this encyclopedia is completely free for you to use to drive some form of traffic to your website with.

All techniques listed here have been tested, not just by me, but by other online marketers and even ratings services in some cases. There are no sources of traffic here that require you to use a credit card. (Unless you upgrade to some premium level of service, of course.) With these free services alone, anyone easily build up enough traffic to their site to make you wonder how Google can charge so much for AdWords listings!

So why am I giving this knowledge away for free, instead of hoarding all the traffic for myself? I thought you might ask that. I certainly would.

You'll find out under the letters "E" and "V". This is a Viral eBook, which is one of the highest "Quantity" & "Time to Delivery" methods of Free Traffic Generation that there is.

Where might I want you to be delivered, in that case? I'm glad you asked. I've got no products to sell, but I do have another free resource for you. There aren't even any pressure tactics there! I don't use pressure sales methods, nor would I do so if I sold anything on my website. It's a totally free resource site with over 400 Videos and 100s of other downloadable eBooks, reports, and products for you all to use and learn from.

So no forcing you to opt-in, no tricking you to click on a link, no limited-time offers, none of the tactics that you've got to be sick and tired of by now... I plainly refuse to use those in my business and I thought I'd try my luck and see how many of you would give it a look-over if I simply ask you to. So here goes:

"Please swing by the Home Biz Factory at: [www.HomeBizFactory.com](http://www.HomeBizFactory.com) and take a look at our seven excellent online Careers that we teach, as well as my free weekly newsletter, "[Valuable Content](#)." It has something for everyone who works online, and it is pretty light on the affiliate links... I try diligently to keep its contents true to its name... & I even throw in some great, expensive software with it every month."

Alright, that's it. My whole spiel. Done. That wasn't so bad, was it? Maybe if this tactic is successful, and I get a lot of hits, I could start a big trend and we won't have to put up with all those harsh marketing tactics all the time... *Hint hint*.

Anyway, I hope you enjoy this encyclopedia, and that it helps to make your business a huge success. I'm rooting for you, and if you ever need any advanced tactics on any aspect of your Home Business, swing by the Factory and I'll be sure to have just the training you're looking for, all for free.

Sincerely,  
**Luke W Parker**  
**The Home Biz Factory**  
<http://www.homebizfactory.com>

# Table of Contents

<b>THE ENCYCLOPEDIA OF FREE ONLINE ADVERTISING</b> .....	<b>1</b>
<b>PREFACE</b> .....	<b>2</b>
<b>TABLE OF CONTENTS</b> .....	<b>5</b>
<b>A</b> .....	<b>7</b>
<b>AFFILIATE PROGRAMS</b> .....	7
<b>ARTICLE MARKETING (A SUBSET OF LINK BUILDING)</b> .....	8
<b>AUTOSURFING</b> .....	10
<b>B</b> .....	<b>11</b>
<b>BLASTING - (SCAM ALERT!)</b> .....	11
<b>BLOGS - (A SUBSET OF LINK BUILDING)</b> .....	11
<b>BLOG COMMENTS - (A SUBSET OF LINK BUILDING)</b> .....	12
<b>BANNER AD EXCHANGES</b> .....	12
<b>C</b> .....	<b>14</b>
<b>CLASSIFIED ADS - (A DIRECTORY OF NOTHING BUT SPAM)</b> .....	14
<b>CRAIGSLIST</b> .....	14
<b>D</b> .....	<b>16</b>
<b>DOORWAY SITES - (A SUBSET OF LINK BUILDING)</b> .....	16
<b>DIRECTORY SUBMISSIONS - (LINK BUILDING)</b> .....	17
<b>DESKTOP DIRECT MESSAGING - (LIST BUILDING)</b> .....	18
<b>E</b> .....	<b>19</b>
<b>EBAY (A SUBSET OF LIST BUILDING)</b> .....	19
<b>EBOOKS - (A SUBSET OF LIST BUILDING)</b> .....	20
<b>EZINES - (YOUR OWN NEWSLETTER, OR YOUR "LIST")</b> .....	22
<b>EZINES YOU CAN ADVERTISE IN FREE</b> .....	23
<b>F</b> .....	<b>24</b>
<b>FFAs OR "FREE FOR ALL" LISTINGS</b> .....	24
<b>FORUM MARKETING</b> .....	24
<b>G</b> .....	<b>26</b>
<b>GOOGLE AdWORDS - (USUALLY REALLY EXPENSIVE)</b> .....	26
<b>J</b> .....	<b>27</b>
<b>JOINT VENTURES</b> .....	27
<b>K</b> .....	<b>29</b>
<b>KEYWORD PLACEMENT</b> .....	29
<b>KEYWORD SELECTION</b> .....	29
<b>L</b> .....	<b>29</b>
<b>LINK BUILDING</b> .....	29
<b>LINK SWAPPING - (A SUBSET OF LINK BUILDING)</b> .....	29
<b>LIST BUILDING SERVICES</b> .....	31
<b>M</b> .....	<b>32</b>
<b>MSN AdCENTER - (ALSO USUALLY NOT FREE)</b> .....	32
<b>MYSPACE</b> .....	32

<b>N</b> .....	<b>34</b>
<b>NEWSLETTERS</b> .....	34
<b>O</b> .....	<b>34</b>
<b>OPT &amp; OPL</b> .....	34
<b>OPT-IN</b> .....	34
<b>P</b> .....	<b>35</b>
<b>PAY PER CLICK FREEBIES</b> .....	35
<i><b>The HBF PPC Freebie Database:</b></i> .....	35
<b>PODCASTING</b> .....	37
<b>PRESS RELEASES – (A SUBSET OF LINK BUILDING)</b> .....	38
<b>R</b> .....	<b>41</b>
<b>RSS – (SYNDICATED CONTENT)</b> .....	41
<b>S</b> .....	<b>42</b>
<b>SAFELISTS</b> .....	42
<b>SEO - (SEARCH ENGINE OPTIMIZATION)</b> .....	43
<i><b>Keyword Selection</b></i> .....	44
<i><b>Keyword Density</b></i> .....	44
<i><b>META Tags</b></i> .....	45
<i><b>Site Flow</b></i> .....	45
<i><b>SiteMaps</b></i> .....	46
<b>SOCIAL BOOKMARKING</b> .....	47
<b>SOLO ADS</b> .....	48
<b>SQUIDOO LENSES</b> .....	49
<b>T</b> .....	<b>50</b>
<b>TESTIMONIALS - (A SUBSET OF LINK BUILDING)</b> .....	50
<b>TRAFFICBARS - (BUILT INTO YOUR BROWSER)</b> .....	51
<b>TRAFFIC EXCHANGES – MANUAL</b> .....	52
<b>TRAFFIC EXCHANGES – AUTOMATIC</b> .....	53
<b>V</b> .....	<b>55</b>
<b>VIDEOS - (THROUGH YOUTUBE.COM)</b> .....	55
<b>VIRAL MARKETING</b> .....	56
<b>W</b> .....	<b>58</b>
<b>WEB 2.0.</b> .....	58
<b>Y!</b> .....	<b>59</b>
<b>YAHOO! GROUPS</b> .....	59
<b>YAHOO! SEARCH MARKETING</b> .....	60
<b>THE LIST-BUILDER TRAFFIC STRATEGY</b> .....	<b>61</b>
<i><b>*LUKE’S FREE RECIPE FOR COMPOUNDING TRAFFIC*</b></i> .....	61
<b>SO, DOES IT ALL REALLY WORK?</b> .....	<b>69</b>
<b>CONCLUSION</b> .....	<b>70</b>

# A

---

## Affiliate Programs

---



If you have a website that sells a product online, and you've built in a fair amount of room into your price for it, then you have an opportunity to use a GREAT free traffic source.

In fact, running your own Affiliate Program helps you out in more ways than one. By signing up affiliates to go out and sell your product for you, you'll not only build a huge salesforce, (assuming you make your offer tempting for them) but you will also be building hordes of one-way, targeted links back to your website as they advertise in the various places.

### **Drawbacks?**

You must be persuasive to get an interested following to do some serious selling for you. It can also be slow to get all those links built up, but link building is just a side benefit anyway.

To overcome this issue, simply build more room into your price so that the monetary gain for your affiliates is too tempting for them to refuse. 50% commissions are quite standard these days on informational products, with some products go all the way up to 100% commission structure, so that the seller can build up a newsletter list.

Naturally, if your product is not available for online delivery (i.e. software only) then the ability to attract affiliates will be much more difficult for you... Not impossible though, because some affiliates understand the importance of offering their readers a full range of products built around a central niche theme.

Having an affiliate program that offers multiple tiers helps as well. There isn't an affiliate marketer alive who wouldn't like to earn residual income from the work of others.

There are two different ways to get started with your own affiliate program. Both can be free, and of course you pay your affiliates out of sales afterwards.

The most common form of affiliate program is when a webmaster loads software, usually some form of PHP or Perl script onto the server, integrating it with the website. These have been sold for years to webmasters and lately have even been offered for free.

The second type is a service run off-site, through providers such as [ClickBank.com](#) or [PayDotCom.com](#). (There are many other, non-free ones too.) They do the added work for you of helping your products get found by more affiliates, and they even feature your product in an online marketplace of theirs. Naturally, they want their cut of the product's sale too, usually in the range of 4% to 8%. (Some let you even split that fee with your affiliates.)

These services may be more effective in the long run for the average info-product seller, but quite often they do not offer the flexibility that many webmasters need to best promote their own product line. In those cases, using server-side software scripts is the only way to go.

Finding a free copy of your own Affiliate program software to load onto your web server is quite painless, as there are now several different scripts to choose from. To find your own script, simply google the phrases "free affiliate program software" or "free affiliate management software." They should both return helpful results for you.

Naturally, you'll have to investigate each one in depth to see if it runs on your particular server in your software environment.

## **Article Marketing** (A Subset of Link Building)



Writing articles about your topic of interest and sending them out to article directories, other websites, and eZines to publish is an almost ideal way to gain free advertising. I really can't recommend it enough for long-term link building campaigns. All you need is time & writing skills for this self-compounding method to make your website one of the most respected and authoritative sites on the net.

I realize that this method has been out in the open and even done to death over the last couple of years, however I find that a lot of people who have tried Article Marketing quickly give it up before seeing any success.

It seems that everyone sets out writing articles, no matter if they do it themselves or pay someone to do it for them, by submitting one or two articles to the main article directories found in the more popular article submission software suites, such as Jason Potash's [Article Announcer](#). (Not free, really top-of-the line stuff)

Some sort of article submission software is pretty much necessary because it can take a long time to submit an article to even a handful of websites... The automation that these softwares offer are *not* just 'set-it and forget it,' you will

most definitely still have to go to each site and make sure it populates all the right fields properly.

The best Free one I've found is a Master Resale Rights product called "My Article Submitter." There is no support for it, and it annoyingly stays resident in your windows system tray even after you've closed it. Still, it gets the job done without too much hassle, and you can download it from my website for free from this link:

[http://www.homebizfactory.com/My\\_Article\\_Submitter.html](http://www.homebizfactory.com/My_Article_Submitter.html)

While I use Article Announcer myself, the problem with both softwares is that most people who first try them (I am certainly guilty of this myself) want to 'test the waters' to see if the technique works or not before they commit to it fully.

With most purchases you make in your life, this is a fair strategy - *but not when it comes to an article submission campaign*. The real benefit in sending out your articles is by doing it in bulk, over time.

What proponents of Article Marketing have so far failed to tell me is that one or two articles out there pointing back to my website, no matter how many directories I send it to, is only going to help a tiny bit, and then slowly fizzle away.

More than likely it won't even send a single visitor to my site... It will only help my PageRank a bit, for a while.

This of course assumes that I haven't gotten it published by an eZine owner who has a really big list... Since there is no way to be sure that you can get it published by an eZine owner with lots of influence, we won't depend on it for this example. Think of that as a surprise bonus you can sometime get with this system, if it happens at all.

The way to surely succeed with articles is to have an article submitted to all the directories EVERY WEEK, all linking back to the same website. This of course takes time and patience, which is the only reason that so many people fail at this strategy.

I don't feel it's worth my time every single week to write and submit an article, I've got more important things to do with my life. Worse yet, I've so far made a living from informational AdSense publishing (VRE) sites, so running an article campaign for each of these 250+ small websites is simply impossible.

However, over the last year I've tested 10 different campaigns of article submission for 10 of those sites, and the one result they all had in common was that bulk, regular submissions are the key.

I hired someone on rent-a-coder to submit my articles for me once a week for 3 months, and right now (4 months later) a few of those sites are #1 in Google with no other promotion except for link directory submissions.

It's a prime example of the tortoise and the hare... But in the first and second months of the campaign, I was sure my turtle was asleep!

**AutoSurfing** – A great method to bring in tons of completely uninterested traffic. See “[Traffic Exchanges](#)”

# B

---

## **Blasting** - (Scam Alert!)

---

This generic term is sometimes used loosely for sending out large amounts of (assumed non-spam) email, such as to multiple eZines or Safelists. See "[eZines](#)."



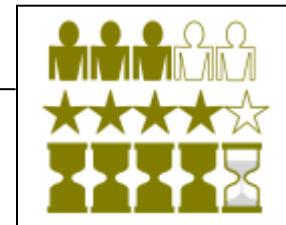
However, there is a lesser-understood 'technique' called Blasting that scammers commonly use to sell software. Beware any Software that claims to "Blast" your website out to large numbers of directories, other websites, classified Ads, FFAs, or even "free" eZine publishers. If they are charging money for this software or service, you won't ever hear from them again.

If they aren't charging money for it, then they're harvesting your email address and you'll be the next "blastee."

## **Blogs** (A subset of Link Building)

---

These great tools act as duplicate websites that are extremely easy and free to set up. All you need is some content, not even very good content, and you've got a great "Second site" for the search engine to follow your links to and from.



Ever since Google bought [Blogger.com](#), Googlebot has paid a lot of attention to what's happening in "the Blogosphere." Search engines still love to spider Blog content more often than other types of websites, since blogs were invented to be easy for SE Spiders to traverse in the first place.

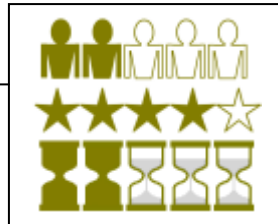
A unique feature of even the free blogs like Wordpress & blogger is that you can set them up to automatically "ping" certain Search Engines or even social bookmarking sites to request that the spider comes out for another visit every time new content is added.

However, the hype about blogs is mostly overrated now. At first it was well justified, and then a method of website marketing called "Blog and Ping" was overused in early 2006 by most of the Internet Marketers of the time.

It involved making tons of blogs with almost no content in them except a link to their website, and then setting them all to ping immediately... This caused Google to hold an emergency war council and now the Ping feature is only marginally better than not at all.

## **Blog Comments** - (A subset of Link Building)

Much like Forum Marketing, commenting on other people's Blogs is a great way to build incoming links and also network in your niche.



Finding blogs that are on your niche topic is as easy as going to Blogger's search at: <http://search.blogger.com>, to a great tech head's site called Technorati: <http://technorati.com>, or directly to Google's whole web Blog Search at: <http://blogsearch.google.com>.

Once you've found a blog that is on your topic, I recommend bookmarking it and the others you find into the same folder so you can watch them from time to time.

What' you're looking for is a question that you can answer. If you simply make a posting that sounds like an advertisement, they you'll be spamming the blog, and surely the blog's owner will delete it, and may even ban your IP address.


The trick is to answer a question someone else asks with your business being part of the solution. You want to show off your expertise without sounding too arrogant, and of course you want to get a link in. Always offer help and advice, and only market yourself when it's part of a solution to someone else's question.

The real benefits of this method are long term, as you want to be found by both SE Spiders and humans alike, talking authoritatively on your niche subject. No one blog posting will bring in tons of visitors, however, and you aren't going to find the 'ripe' questions out there every day.

## **Banner Ad Exchanges**

Most people will agree publicly that they never click on banner ads. Then they go home and click on them without even knowing it. Banner ads today are all about creative placement which can work well when done right.

It's true that they've lost their effectiveness significantly... In 1994, webmasters could EXPECT 5% or more clickthru rates for semi-targeted banner ads! We



were in the infancy of marketing on the internet and back in those days we all thought that Advertising wouldn't go very far online! How naive we all were...

But in 2000, Harvard University did an in-depth experiment on web surfing with the conclusion that we had trained ourselves to avoid looking at banner ads. Specifically, the strip across the top 10% of the screen was virtually invisible to us already.

Clickthru rates plummeted from 5% way down to 0.0005%, and I have no idea where they are today. The same old banner ads simply won't ever work again. So, why did I rate them 3 out of 5 for quantity?

Advertisers have figured out how to make banner ads effective again. They simply move them around on the page, make them into different shapes, turn them vertical, or whatever else to vary them from one page to the next.

They look different, and generally webmasters know to only place very targeted ads on their sites, because the more targeted the ads are to their content, the better the clickthru rate will be.

The method that allows you to get access to this form of advertising for free is called a Banner Exchange. Like a traffic exchange, these work by you exchanging impressions with other webmasters.

All you have to make is a single banner, (obviously the more, the better) and place it along with your website profile into one of the many Banner Exchange services. The drawback is that you have to find a site to display other people's banners on your site... A catch that most sales websites can't afford to live with.

If you can find room on your website for such a banner, these do move some traffic around pretty well now that they've divided up all members sites into categories... That way you'll only show ads on your site from other websites in your own general niche. And the more times you show that banner, the more times yours will be seen.

Overall, it's an average traffic generation method, nothing too powerful. Perhaps you'll have a use for this kind of traffic, but in most cases I'd say that you could do much better.

If you're interested, you can easily find a good exchange by googling: "Best Banner Exchange." Often you'll see Banner ad exchanges built into other services mentioned here such as traffic bars and surf exchanges.

# C

## **Classified Ads** - (A directory of nothing but spam)

Much like a newspaper Classified Ad section, there are hundreds if not thousands of places online you can submit a “website promotional” classified Ad to promote your business.

Unfortunately, the format of these things simply invites severe spamming as a few hundred webmasters out there will continuously spam each single Ad millions of times, sometimes daily, to the same directory!



You may have never seen one of these things because they are hidden away where human eyes would not likely go. They are most usually stumbled upon from the other side, when some scam artist sells a newbie an “Ad Blasting” or some similar ploy guaranteeing that the poor guy’s listing will be posted in thousands of different places.

On the bright side, such a listing is placed in a category so that any resulting traffic would be semi-targeted. Also, Ads are instantly posted to these automatic boards, so any traffic would be instant as well.

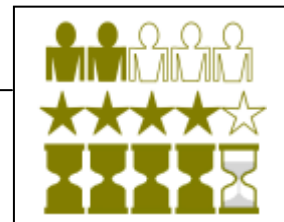
But that’s where my enthusiasm ends. Since there are so many Ads coming in, yours will only stay on the top page for a few seconds, if that long. To my knowledge, no one has ever read one of those horrible, spammy ads and no one in their right mind ever will.

Search Engines avoid these locations like the plague and being found in them can actually HURT your Search Engine rankings! Quite likely, these listings will likely do more harm for your site than good.

I highly recommend keeping your distance.

## **Craigslist** - (A Subset of Link Building)

Craigslist is a hugely popular classified Ad site (a true exception to the other classified ads on the web) that started out as a simple bulletin board to be shared between a few friends in San Francisco. It has grown so large and so varied that it reached #24 in Alexa last year! (Currently # 35)



It achieved this by offering a no-frills simple classified-ad listing that was Specific to your Metropolitan area. If you go and visit [Craigslist.org](http://Craigslist.org) right now, you'll get to choose your nearest big city... Naturally a lot of advertisers feel that it's not worth their time to place ads to one city at a time, so it really helps promote a spam-free atmosphere.

Placing your classified ads on Craigslist actually works pretty well, all things considered. You may have to place your ads in the top 5 or ten largest cities, all by hand, one at a time, but it clearly had brought a steady albeit skimpy stream of traffic that sticks around for weeks.

If you're curious, go to the main page and click under the:

**"Your City Craigslist" > "small biz ads"** –This is the only clearly marked area that you're allowed to post Ads in, although you see them often in other areas as well. Below is a list of the January 2007 top 20 most-trafficked subdomains at Craigslist, according to Alexa.com.

- [sfbay.craigslist.org](http://sfbay.craigslist.org) - 14%
- [newyork.craigslist.org](http://newyork.craigslist.org) - 10%
- [losangeles.craigslist.org](http://losangeles.craigslist.org) - 9%
- [seattle.craigslist.org](http://seattle.craigslist.org) - 4%
- [boston.craigslist.org](http://boston.craigslist.org) - 3%
- [sandiego.craigslist.org](http://sandiego.craigslist.org) - 3%
- [vancouver.craigslist.org](http://vancouver.craigslist.org) - 3%
- [orangecounty.craigslist.org](http://orangecounty.craigslist.org) - 3%
- [chicago.craigslist.org](http://chicago.craigslist.org) - 3%
- [portland.craigslist.org](http://portland.craigslist.org) - 2%
- [denver.craigslist.org](http://denver.craigslist.org) - 2%
- [washingtondc.craigslist.org](http://washingtondc.craigslist.org) - 2%
- [phoenix.craigslist.org](http://phoenix.craigslist.org) - 2%
- [atlanta.craigslist.org](http://atlanta.craigslist.org) - 2%
- [lasvegas.craigslist.org](http://lasvegas.craigslist.org) - 2%
- [toronto.craigslist.org](http://toronto.craigslist.org) - 2%
- [minneapolis.craigslist.org](http://minneapolis.craigslist.org) - 2%
- [dallas.craigslist.org](http://dallas.craigslist.org) - 2%
- [sacramento.craigslist.org](http://sacramento.craigslist.org) - 2%
- [austin.craigslist.org](http://austin.craigslist.org) - 1%

# D

## Doorway Sites - (A subset of Link Building)



Old timers will remember this phrase with very negative connotations. Around the year 2000, a “Doorway Site” meant a “fake” site that looked just like the site you were going to, which existed just to fool the Search Engines into thinking that they are multiple sites with different keywords, yet humans wouldn’t know that they were separate at all. (They could cover more keywords that way.)

That trick is so obvious to every Search Engine now that no one even attempts it anymore. They’d get their IP address banned for sure.

Nowadays, a lot of Internet Marketers are reviving the phrase to mean a slightly different, much more SE-friendly strategy of link building.

These new ‘Doorway Sites’ are usually just blogs or informational websites such as an “AdSense Farm” site. However, its main purpose, whether it displays Ads on it or not, is just to exist as an on-topic link to the owner’s primary website!

The fact is that websites are so cheap and easy to spit out these days, even with well placed keywords and content, that it’s actually worth the time of a dedicated webmaster trying to build lots of relevant, one-way links to make these websites just for the linking value alone.

Obviously this is a long-term strategy that won’t be getting you any clicks or even rank improvement this week. To do it right you’ll need to make this doorway site with well-placed keywords, semi-fresh content, and submit it to all the link directories before linking it to your primary website.

Still, if you’re in it for the long-haul, imagine what 50 or more of these pointing to one site will do for it’s ranking, all targeting a different primary keyword on topic.

One serious concern is that Googlebot checks IP addresses. A few of these websites sharing the same IP address at your server host is fine... But there is an upper limit and Google isn’t telling us exactly what that limit is.

If you get serious about this technique, you may find yourself spending a lot of money on hosting in order to purchase IP addresses on separate “class C blocks,” which will fool any Search Engine into thinking that the separate sites aren’t owned by the same person.

Another approach is to make your websites in lots of different free blogging or free website platforms, like Blogger, Wordpress, Freewebs, etc... Naturally this is much more time consuming because of the variation.

Keeping it a small operation, perhaps 10-50 or so sites pointing to one primary website shouldn't be a real concern at any rate. Just a lot of work.

## Directory Submissions - (Link Building)



There is probably no better first marketing step for any website at all than submitting it to the top 400 or so Link Directories. As you can see from my rating, it's not even close to being your best method of traffic generation. However, if you care about incoming links to your website, this is THE FOUNDATION that all other links will build on, because Search Engines start in these places and find your website through the links you place in them.

I've built over 300 different websites for all kinds of different purposes in my career, but I have submitted all of them to the legitimate link directories without fail. It's a no-brainer that really should be thought of as necessary, despite the piddling amount of traffic it brings.

There are probably more link directories out there than anyone could ever submit to, but luckily it is only important to submit to the ones that have some PageRank. Even still, the number of submissions you'll make for each site will be between 400 and 500, so this is not a quick task to do. Without software to keep up with all of them, and of course to help you paste your content into all of those forms, you'd take way too long to finish a single site's posting.

Yes, I have a free program here that you can download that will do the trick. It searches, even by keyword if you want to limit to a theme, through all the directories out there and you can filter by PageRank. Then it helps you submit to them all. However, it has a bit of trouble populating all the fields for you... This is common with just about all auto-submitters. Usually, free software for this purpose is next to worthless, this one is just a bit rough around the edges.

Here's where you can download the [Freeware Directory Submitter program](#).

By contrast, the industry-leading Directory Submitter, "[Link Directory Submitter](#)," is going to help you automate a good bit more, and almost never fails to auto-populate your details into the new form on each page... But the

downside is that it's not free, and adding to its database of approximately 1200 pre-programmed directories isn't very easy to do.

## **Desktop Direct Messaging** - (List building)



A little like a Trafficbar, Desktop Messaging is a way to send ads via an email-sized communication directly to the desktop of people you've talked into loading the software program.

Although this sounds like an impossible way to build traffic, it does have the very handy side-effect of being completely free of spam filters, so when using this as a way to send newsletters to your list or downline, you get 100% delivery, instantly.

It's more like a messenger service than an email program though, and convincing a downline to sign up to hear your thoughts each week, at the cost of them hearing 13 other's thoughts as well, sounds like an impossible task. (You only receive 1 message a week from each of the 14 people in your upline.)

The only popular choice is [Desktop Lightning](#), none others have built up a following large enough to consider.

It's interesting, at any rate, so if you can use other tactics like safelists or traffic exchanges to build up your Desktop Lightning downline, then perhaps you'll find a way for it to be useful.

Naturally, the only people to install this on their desktops will be other internet marketers, so don't even bother trying if you are marketing to any other niche at all.

# E

## eBay (A subset of List Building)



### eBay? Free Advertising?

Ok, so technically an auction listings cost 35 cents... But one sale can easily make you a profit, and you're allowed to sell nine of the same product in one auction at that price... So this is one exception I'm going to keep in this book because it's really BETTER than free, all things considered.

### So where does the Advertising part come in?

Simply place an information package of some kind, even if it's just an article on your niche, and sell that infoproduct in an extremely cheap auction listing. Most people sell these things for 1 penny, although the difference between 1 cent and 35 cents really isn't that much of a difference to the buyers looking for this information.

Naturally there are no other costs like shipping or insurance, because delivery is a simple digital download. Further advertising is up to you, and it is always a matter of just giving eBay some additional fees to make your listing stand out more. If your listing is profiting, try starting the next listing as a "Gallery item" for another 35 cents, and go up from there until you've reached a point of maximum returns.

Here's the great part about this tactic: The winner of the listing's email address is automatically sent to you via email, through eBay itself. Sell a bunch of those info packets, and you've built yourself **one of your industry's most targeted lists!**

Don't feel too left out if you haven't mentally joined these two concepts together before now. Not too many people have, unless they bought the secret from someone on eBay themselves.

The fact is that eBay already has the lion's share of traffic, and more importantly, of people **in the purchasing mindset**. Compare this to Google's Traffic, which is composed of people in the "researching" mindset. It's not hard to imagine why serious marketers prefer eBay's traffic to Google's Traffic!

Advertising on eBay is as simple as being there in the first place, using a few well-searched keywords. Finding those keywords isn't too difficult either; all you really have to do is search for expired listings and sort by the price. This way you'll easily see which auctions recently got the most money in your niche, and

then all you have to do is model your campaign like theirs, listing your product under the same category!

### **Drawbacks?**

Although the Delivery Time and the Quality of the traffic is world class, the Quantity is not infinite... It depends on your niche, of course, but the competition on eBay can be fierce as new auctions will be placed above older ones all the time. Still, with people happy to search keywords you've still got a good chance of being found even between the first day or the last few minutes of the auction.

Effectiveness in drawing a large amount of traffic all depends on how good your auction's sales copy is. Luckily, you can model your auction off others that have done well in the past.

Make no mistake about it; selling infoproducts on eBay is a world-class list-building strategy. That's about all there is to it, but most people overlook this very powerful way of building your list because it seems too awkward, or they don't want to take the time to put an info-packet together.

If you sell a product online, then you've got to face the fact eventually that this is some of the most targeted, "buyer-frenzied" traffic that exists. If you're not using this tactic, then you'll not only be depriving your business of a constant stream of better-than-free advertising, but you'll also be missing out on a large source of clients that you aren't likely to be able to reach otherwise.

The fact is that everybody eBays nowadays. That's why I can use eBay as a verb! In fact I've seen a statistic recently that showed \$14 of every \$100 spent online, worldwide, is spent through eBay now, and this number is still growing! It is clearly the single biggest mover of money on the planet.

People from ALL walks of life can be found there, right when they have their credit cards in hand looking to spend... I don't even know of another source of traffic that comes close!

When used correctly, you can build up a niche market list on **any** topic with this technique, and reach an unprecedented 50% or more of that market over time.

## **eBooks** - (A subset of List Building)

---

So, you wondered why I didn't try to sell all the valuable information in this eBook, did you? The fact is that eBooks almost can't be sold anymore, because every marketer and their uncle has penned at least one eBook lately and given it away!



Why would we do this? Well, it's the same principle as Article Marketing, except that it builds more brand recognition and is much more dynamic. For instance, you've probably noticed an affiliate link or two throughout this PDF document. Some authors write these eBook just as a way to spread their Affiliate links alone. Some even pay a team of ghost-writers to crank out a bunch of eBooks for them to do just that, on a larger scale!

The most common use of eBooks nowadays and one that still works wonderfully for most niches outside of Internet Marketers, however, is offering a free eBook in exchange for your visitor's eMail address. Like eBay, it's a great source of targeted traffic. That's it - you basically just bribe people to get on your list.

There's nothing wrong with this tactic, it works. It's not like you're misleading anyone, either. Most of them came to your site to find more information, and probably would have signed up for your newsletter anyway just to find what they were looking for.

The third and lesser-known, but more effective method of using eBooks, comes from combining them with Viral Marketing... Such as the product you are reading right now.

Unless you got an advanced copy of this eBook, the Affiliate links you saw here weren't my own. My primary objective when writing this eBook was to get visitors to my website and build up brand recognition for the Factory... Keeping control of all the affiliate links in it would have been a nice stream of income for me, but the book would not likely have gotten into your hands, as I wouldn't be offering an incentive to other marketers to pass this around. I explain this tactic more in depth under "Viral Marketing."

An obvious drawback is that it can be slow to get going. However, it doesn't have to be. If your book is really good and offers a great incentive, (like I hope this one does) then more and more affiliates will send it out, and technically you could build up a huge list in no time that way.

Using JV Partners (see "Joint Ventures") is a great way to launch your eBook for that purpose. If you can offer it to a bunch of big-list owners to send out to their lists, their main incentive will be the revenue from your affiliate links in the document they send.

## eZines - (Your own Newsletter, or your "List")



If you've been marketing online more than a minute, I'm sure you've been bombarded with the phrase "the Money's in the List." Well it's 90% true. It doesn't end there; you still have to work at it. Keep giving to your list once you sign them up, much like a one-sided relationship.

If you ask any of the subscribers to my own list, I hope that they tell you I've been doing just that. So far, I haven't had any more than one single unsubscribe, and I believe it is because my newsletter offers something for everyone, not just a new Advertisement each week. Anyone can send out a bunch of solo Ads from JV Partners and the affiliate programs that they're pitching, but I wouldn't recommend it if you're interested in building a solid, trusting relationship with your subscriber base.

There are hundreds of places online that harvest email addresses, usually by some sort of co-registration, (where a person doesn't even know he's signing up for the second newsletter simultaneously) and will be glad to sell me a whole Solo Ad mailing allotment to that list of 200,000 or more for something like \$50.

Sure, it sounds like a great deal, but what would it really get me? About 200,000 eMail boxes filled only with Ads that are no longer opened anymore.


Why should these people read such eMail? Would you watch a TV channel that ONLY showed Ads?

The only way to make your own list profitable is to offer the same valuable content that you would in a product or informational website. If you are just looking for a quick product launch of one event, I don't recommend an eZine for you at all. Owning any eZine list that is worth its weight in kilobytes is a long term process that requires plenty of upkeep. In that case, you should Joint Venture with lots of other eZine owners

The rewards are astounding, however. This is the only traffic method in this whole eBook that receives a perfect score. And yes, it is free to build and eMail your list regularly; there are many software email utilities and even auto-responders floating around for free. A good percentage of web host control panels now have them built into your hosting controls.

Naturally the hard part is the time it takes to build up the list. I give it a 5 out of 5 for delivery speed however because once you send out your email to the whole list, you can have thousands or even tens of thousands of people on your website in minutes. Nothing else in the whole IM arena can claim to do that.

## eZines you can advertise in Free



Easily confused with Safelists, there are many eZine services that sell Solo Ad mailings to their big, loosely harvested lists, and sometimes they'll even offer a free emailing just to get your business. Of course they want to sell you a much bigger eMailing down the road.

It is common to see an ad from a company that looks like a legitimate eZine "collector" company, offering a free Solo Ad submission to a list around the size of 5,000 – 50,000 recipients. I haven't tested too many of these because of the hoops they make you jump through and the long lines you have to stand in.

In my experience, these companies have the power to collect and sort such a list out of their main, untargeted list and use it as described above in a sort of "bait & switch" routine.

I can't verify if they all do business this way, but I have seen it happen more than once. The free mailing will go fine but you've got to buy a second mailing... So you choose a package, pay \$67 or more for the mailing, and a month later when it's your time to be featured, the much larger list doesn't convert nearly as well as the little one did!

Let's not overlook that you really have no way of knowing how many recipients got the email, or if they were safelist boxes, completely untargeted, etc... So any time you see the words "eMail your ad to 2,000,000 people for only \$X," just remember that there are many more than 2 million safelist email boxes online!

The only way to take advantage of this technique is to keep using the "little lists," by jumping from service to service, never paying for a bigger mailing. However, there is usually a few weeks or more of waiting in line to get through each time, and from time to time an outright scam can occur.

One of the few times I attempted this I used PayPal to send the company \$1 to "hold my place in line." They said I'd even get the dollar back so I said ok, not even caring about the buck.

Three weeks later the 5,000 subscriber mailing went out, and I got a paltry 115 people to show up on my very closely targeted website. Naturally I wasn't going to sign up for a bigger package, so I didn't contact them again, not caring about the fate of my \$1.

I won't make that mistake again! Apparently their fine print said that the \$1 was a "down payment" for the bigger solo ad later, and if I took no action within 30 days, my default package was the \$89 Solo Ad to their 150,000 general

subscriber list! My PayPal account was charged \$88 a month later and I had no clue what it was for!

Getting out of these kinds of situations, especially when dealing with companies that don't have a phone number, is just not worth anyone's time. Making this technique work requires a lot of searching and a thick skin to hassle.

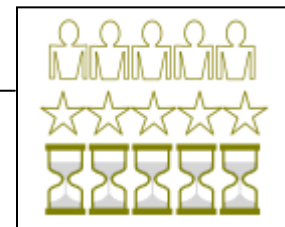
If you want to try your luck, however, simply google the phrases "Free eZine mailing" or "Free eZine Ad Blast." You've been warned though. It's a tough road.

See "Safelists" and "Blasting" for more on this subject.

# F

---

## FFAs or "Free For All" listings

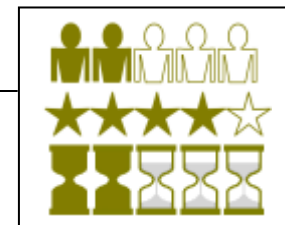


Almost always a complete waste of time, FFAs simply let you post your Ad in either a classified format or as a link in a link directory. Search Engines avoid these locations like the plague and being found in them can actually HURT your Search Engine rankings! Almost always, these listings do more harm than good. Beware!

**Also see "Classified Ads."**

---

## Forum Marketing - (A Subset of Link Building)



There are countless Forums online these days for all possible niches. (And if you can't find one in your niche, Eureka! You've hit the jackpot! Start the first forum there and it's like inheriting an oil well.) Identifying all the popular forums on your market or niche is a very important thing that all marketers should do for any online marketing campaign. For the really big, active forums with over 500,000 posts, simply go search for them by your keywords at <http://www.big-boards.com>.

Finding smaller forums is a little more tricky. Since there are many different software packages that forums are based on, there is no one good search command to find them all, except for adding the word “forum” to your search query. Try googleing each of your top five keyword phrases, in quotes, with the word forum slapped on the end, outside of the quotes.

Once you’ve found them, the big question becomes how you market to them without becoming a “spammer.” You will rarely find a forum, unless it’s strictly a “marketers’ forum” that allows you to post a blatant ad inside of them without it being deleted.

What you’ve got to do is network a little. Answer any questions you have the answer to first to build up a presence for yourself.

However, what you are really looking for on a forum is a question that **someone else asks** that leaves room for you to answer, with your business being part of the solution.

So if you sell sprockets, and you find a great engineering forum, starting a new thread about your great sprockets or even offering information about how a great new sprocket line could solve many of their engineering problems will quickly be deleted, and it might even get your whole account booted!

On the other hand, if you take a somewhat passive role on ALL the Engineering forums, and wait for someone to ask about a sprocket-related issue, you’ll be the hero, not a spammer, for offering your educated advice.

The moral of this story is to only market on forums when it’s part of a solution to someone else’s question. In those situations, you can market as much as you want, and the outcome is a lasting link to your website tied to both name recognition & expertise.

# G

## **Google AdWords** - (Usually really expensive)



I felt it necessary to mention the Adwords program because the quality of their Pay-Per-Click traffic is the benchmark for Internet Marketers to measure targeted traffic with. Almost nothing else can compete with AdWords as far as targeting, because they not only serve the AdWord advertisement boxes on relevant, keyword-targeted pages across the web, but in the Search Engine Result Pages as well.

eBay's traffic is the notable competition. Although eBay is not as precisely targeted as AdWords, nor can it bring as many visitors as quickly, eBay triumphs in delivering visitors in a buying state of mind... And you can get those visitors for free through eBay.

Expect to pay a very minimum of five cents per visitor through AdWords, but usually more likely around \$1 with more competitive keywords costing over \$20!

The one bit of good news here on the freebie front is that there are a lot of coupons floating around the net offering \$50-\$250 in AdWords clicks to new sign-ups... But those are rare nowadays as Google knows it's got the market cornered.

You never know, though. Run a search on "AdWords Coupon" from time to time to see if they've released a new batch. (Perhaps you'll want to search with Yahoo! in this case...)

# J

## Joint Ventures



Pulling off a successful Joint Venture can be the very next best thing to having your own highly-targeted eZine list. Of course for it to be free, you've got to offer your JV partner some sort of commission, like the full size of your cut or better, for them to send out an Ad to their coveted list.

This is sometimes called "OPL" (Other People's Lists) or "OPT" (Other People's Traffic.) In fact, this is the most common form of JV structure, a simple commission split in return for a list "Solo Ad" or a recommendation.

There really is no set definition for the term Joint Venture, it simply means that two or more marketers form a temporary collaboration to benefit them both. Creativity can mold modern JVs into almost any shape or appearance.

Still, there are a few very well-known strategies for JVs. I already mentioned the most popular one, list sharing, above. The simplest action that could be called a JV is simply a swapping of links between two websites.

Other JV types could involve putting together your products as a package to sell, and any profits and/or Opt-ins generated could be shared between the two.

However, probably the greatest JV strategy that has put a lot of super-affiliates in the limelight is a Review-Affiliate-Testimonial JV, also known as a "RAT."

RATs are great for up-and-coming marketers to get their foot in the affiliate door while building up their name, brand, &/or face recognition. It also offers them the benefit of securing a one-way link back to their main website.

To find a RAT opportunity, all one needs to find is a JV Launch where a marketer is working up to a product launch, drumming up affiliate interest and talking to JVs. If he or she is still working on the Ad Copy for the Sales page, they'll very likely need Testimonials from others in the field, just like you. (Assuming you have your own industry-related website to link to.)

At this point, the Marketer will send you a 'tester' copy for review, assuming that you'll quickly get back to him or her with a glowing testimonial, including your headshot, quote, and URL to link back to in the testimonial.

[Ewen Chia](#) has probably done the most RATs of any online marketer, evidenced by his face appearing on such a large number of sales pages across the web. He seems to be doing pretty well, (he's arguably the world's most successful & sought-after super-affiliate) so I suspect that there is a lot to be gained by "RATting."

It is also important to note that you'll likely have some competition while approaching the marketer for a RAT, so in such situations, he or she will either want to treat you all as equal affiliates, or just go with the one or two affiliates who have the biggest list.

So, where do you find Joint Venture partners? Well, there's a whole bunch of products dedicated to that problem, but there are also some free website forums just for this purpose. Try these sites to get your feet wet, and from inside them you can easily find the rest:

**JV Notify Pro, one of the better free communities:**

<http://www.jvnotifypro.com>

**[Joint Venture Alert](#) - Free membership with instant notification toolbar, and it offers very helpful tools as well. A great deal!**

**Joint Venture Network:**

<http://www.jointventurenetwork.net/community/>

**The Warrior's Forum's JV section:**

[http://www.warriorforum.com/forum/default.asp?CAT\\_ID=2](http://www.warriorforum.com/forum/default.asp?CAT_ID=2)

**Direct Matches, A powerful, up-and-coming Marketers networking platform:**

<http://www.directmatches.com>

**The brand-new Home Biz Factory Forum JV Requests section:**

<http://www.homebizfactory.com/forum/viewforum.php?f=4>

# K

---

**Keyword placement** – See “[SEO](#)”

**Keyword selection** – See “[SEO](#)”

# L

---

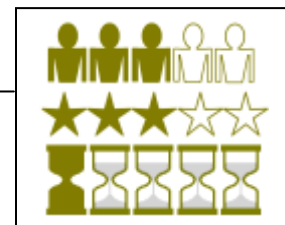
**Link Building** - The most needed form of work to do in order to get your site ranked will by the Search Engines. Comes in many forms, but all take time to do right.

See “[Articles](#),” “[Blogs](#),” “[Blog Comments](#),” “[Doorway sites](#),” “[Classified Ads](#),” “[Craigslist](#),” “[Directory Submissions](#),” “[Forums](#),” “[Testimonials](#),” “[Social Bookmarking](#),” “[Press Releases](#),” and “[Link Swapping](#).”

**Link Swapping** - (A Subset of Link Building)

---

Link swapping used to be a simple concept that just meant two webmasters could scratch each other’s back by placing a link on their websites, pointing to each other’s site, for mutual benefit in the search engine’s eyes.



This definition became inadequate when Google decided that this kind of swapping, although not actually bad enough to deserve punishment, was only done in fact to influence their rankings, and so they made some algorithm changes that complicated things for us.

The premise is simple, mainly because Google and the other big Search Engines see all incoming links to a website as a “vote” for that site’s popularity. (The

PageRank method.) Webmasters quickly adapted and put up a link directory on each of their websites to automate the link-swapping of that site with other webmasters. This method has largely lost its' effectiveness, however.

Google has proclaimed that one-way links were MUCH more important, and only then if they were for sites in the same niche or a closely-related topic.

If your website is about Penguins, then having some rude spammer come and post his Viagra or Online Degree Program (or any other non-animal topics at all, really) links in your directory will bring down the wrath of Googlebot on your site in no time... Certainly before you get a chance to intervene and weed out the offending links.

Overnight, millions of link directories became useless or even hurtful to their web ranking because while trying to build them up as large as possible, webmasters simply allowed links from other websites on topics other than their own to swap links with them.

This doesn't mean that you can't use an automated link directory anymore, but if you do, you'll want to manually verify each posting to ensure every linkswap is on topic.

If you're still manually trading links with a few choice websites, especially the most authoritative sites in your niche, or at least the ones with the highest PageRank in your niche, and not using an automated link directory, you'll be in good shape.

Here's a great, free link directory script that you can install to your own website, however you really should be careful to limit your linkswapping to other sites in you immediate market niche:

[http://www.homebizfactory.com/Link Trader Pro.html](http://www.homebizfactory.com/Link_Trader_Pro.html)

This method has its critics, however, and some webmasters won't even use a directory anymore because its obvious structure should be a real giveaway to Googlebot about what its purpose is. These are usually the same people who would say that you must link 3 or more sites in a circle, instead of just two.

However there has been no evidence that this works any better, as Googlebot can just as easily follow three sites linked as it can two sites.

## List Building Services



Online programs referred to as “list builders” are a modified form of Safelists where you must build a downline and at the same time only get emails from your own upline. They are usually free to join but have 2 or three upgrade packages where the more you’re paying for your monthly membership, the more emails you can send out.

One great thing about these services is that they are much more read than a safelist. Anyone who signs up for a safelist is told from the start that they will get “A lot” of mail daily, and must supply 2 email address, because they know that you won’t often be looking inside one of them.

List builders are all about who’s in your upline and downline, so the email volume is much smaller, say 5-10 emails a day from the worst ones. And, they don’t ask for a second email address.

If you take the time to build up a downline (usually by referring 10 or so people personally) you’ll be rewarded with a large supply of daily or weekly emailing allotments for the rest of your life.

The main benefit to keep in mind is that all these list builders offer you increased mailings (traffic in this case) for the more sign-ups you get underneath you. So, the more you spread it around, the more mail-outs you get for life, and eventually you’ll have access to so many mail-outs that you’ll be able to plaster the planet in your ads.

If you are a full-time internet marketer, this is something that I encourage you to check into. I’ve had 1,500 member mailings where 50 people would clickthru quite often. (That’s a 3.33% conversion, which is pretty normal, and compared to Safelists with their 0.0001% conversion, it’s phenomenal.)

Of course if you don’t get any referrals, nor upgrade your account from the free version, your mailing list can’t get large enough to be worth your time.

I’ve even gone so far as to figure out a very easy and powerful strategy to use your list builders together in a series to obtain the *ultimate* traffic flow. You can find it near the end of this book just before the conclusion, titled: “[The List Builder Traffic Strategy](#).”

My favorite List builders are: [List Joe](#), [List dot com](#), [The List Machine](#), [Your lucky list](#), & [List lotto](#).

# M

## MSN AdCenter - (Also usually not free)



I once again hesitate to mention a big-name PPC Engine because this is supposed to be a free resource report. However I'll make an exception because I think you'll want to pay the \$5 they need for you to open up a new account with when I spill the beans on AdCenter...

First of all, MSN launched AdCenter in 2006 and they've still got a long way to go in order to catch up with AdWords... Or even Yahoo's Search Marketing program. MSN's per-click prices are pretty low right now because of this, and it's common to get #1 or #2 for a keyword at only \$0.05 per click.

Even in a tough IM2IM niche like 'Home Business,' I'm still able to pull a few daily visitors with just the minimum bid of 5 cents. Of course that price may change at any time.

Secondly, and even more temptingly, (is that a word? It did not set my spell checker off – oh well...) AdCenter has had coupons out since the beginning, and they've been getting BIGGER in size! They are currently handing out \$200 coupons to new sign-ups which would be a shame for you to miss out on.

I went so far as to attempt to secure some for everyone here, but they just won't hand out very many at a time. The next best thing I can do is tell you how to find your own: Just Google "MSN AdCenter Coupons" and you'll be sure to find plenty of leads! (Hint: the \$50 & \$100 ones are all likely to be used up... Search for the bigger ones!)

## MySpace



Marketing on the web's #1 Social networking site is a lot like how you remember High School; the rules are different, it's all about competing in a Popularity contest!

In fact, you may notice that it seems the majority of MySpace members are pretty young... So why does everyone obsess about using MySpace to market with these days? Simply because they've already got the traffic there.

[MySpace.com](http://MySpace.com) is at this moment the world's 6<sup>th</sup> most popular website according to Alexa.com. [YouTube.com](http://YouTube.com) and it have been closely competing for the #5 spot for the last 5 months. (YouTube, which I review later in this eBook, is even better for marketing purposes than MySpace.) Still, getting a website all about you on the #6 website worldwide is an opportunity you shouldn't pass up.

Getting your own profile there is free, you can make it link to any off-site (no illegal) websites that you'd like, and of course your profile page should include some type of non-spammy-sounding content on your niche subject matter that other people may want to link to.

Since it's easy to linkswap (they call it 'inviting friends') with other MySpace members, a full link campaign inside MySpace takes only minutes instead of months. Of course not everyone there will accept the invitation.

You can search for link swap opportunities by simply popping your niche keywords into a MySpace search box and you'll get all the matching member pages as results.

From there it's just about having a nice page yourself that they'll want to swap links with (accepting the invitation) and if you get enough MySpace 'friends,' your MySpace page can have a really impressive stream of traffic... Which of course you'll want to have linked to your own primary website.

Although you won't get any traffic worth mentioning if you don't make a nice page and invite every friend in your niche there, one nice thing about it is that many MySpace members surf member pages randomly, so you're almost sure to get a visit or two daily, even with a blank page.

It won't be very targeted, however, so don't count on it to bring you much reward. Also, since it's so much of a popularity contest, it can be difficult to convince individual members into accepting your invitation.

Your best bet: Bribe them.

# N

---

**Newsletters** – See “[eZines](#)”

# O

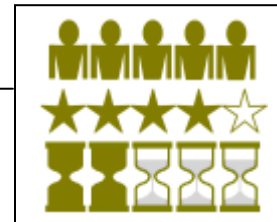
---

**OPT & OPL** - Other People's Traffic & Other People's Lists.  
See “[eZines](#)”

**Opt-In** - As in Opting into a subscriber's list.  
See “[eZines](#)”

# P

## Pay Per Click Freebies



Other than the big-name traffic like Google, MSN, and Yahoo!s text-ad programs, there are endless competitors for pay-per-click venues... More than you could imagine.

So many in fact, that yep, you guessed it, there are freebies here too for us to take advantage of. How much? Well, how about \$1,215 in PPC money, without even showing a credit card? (With minimum bids as low as \$0.005!)

These types of "Old School" PPC engines are the dinosaurs of the net. Most of these companies you're about to see are older than Google, and even older than any kind of Search Engine Ranking! Still, this method of gathering all these free targeted visitors to your website works great. It has been forgotten about and then well hidden by the old-timer PPC fanatics until recently.

So, how does it work? Below is a chart of Pay-Per-Click search engines that are **currently giving away free sign-up bonuses**. They don't even want to see your credit card, just sign up and the money will be waiting for you inside the account.

I have personally verified each and every one of these by hand in making this report. To my knowledge there has never been a listing of them all in one place like this before, at least not with the amounts listed.

Keep in mind that each of these services will only allow one sign-up bonus per person, so make sure you are promoting the right program or combination of programs before you make all of your bids active.

So here are your 114,517 Clickthrus, sorted by traffic they send, most to least:

## The HBF PPC Freebie Database:

Company Name	\$ Bonus	Min Bid	Clickthrus
<a href="#">Search Post</a>	\$ 550.00	\$0.01	55000
<a href="#">End Find</a>	\$ 100.00	\$0.01	10000
<a href="#">Search 99</a>	\$ 85.00	\$0.01	8500
<a href="#">Surf The Web</a>	\$ 75.00	\$0.01	7500
<a href="#">LinkAThon</a>	\$ 50.00	\$0.01	5000
<a href="#">Launch Jump</a>	\$ 25.00	\$0.01	2500

<a href="#"><u>Meteor Surf</u></a>	\$	25.00	\$0.01	2500
<a href="#"><u>Search Mega</u></a>	\$	25.00	\$0.01	2500
<a href="#"><u>Seek Hawk</u></a>	\$	25.00	\$0.01	2500
<a href="#"><u>Seekster</u></a>	\$	25.00	\$0.01	2500
<a href="#"><u>Sci Seek</u></a>	\$	24.00	\$0.01	2400
<a href="#"><u>E Search Zone</u></a>	\$	10.00	\$0.01	1000
<a href="#"><u>Free Explore</u></a>	\$	10.00	\$0.01	1000
<a href="#"><u>Jiffy Seek</u></a>	\$	10.00	\$0.01	1000
<a href="#"><u>Kwick Search</u></a>	\$	10.00	\$0.01	1000
<a href="#"><u>Link Assist</u></a>	\$	10.00	\$0.01	1000
<a href="#"><u>Search Rabbit</u></a>	\$	10.00	\$0.01	1000
<a href="#"><u>Search Raider</u></a>	\$	10.00	\$0.01	1000
<a href="#"><u>Spider Jump</u></a>	\$	10.00	\$0.01	1000
<a href="#"><u>The Best Find</u></a>	\$	10.00	\$0.01	1000
<a href="#"><u>Searchooz</u></a>	\$	25.00	\$0.03	833
<a href="#"><u>Harry Knows</u></a>	\$	25.00	\$0.05	500
<a href="#"><u>Meg Peg</u></a>	\$	5.00	\$0.01	500
<a href="#"><u>Search it Fast</u></a>	\$	5.00	\$0.01	500
<a href="#"><u>Zugbo</u></a>	\$	5.00	\$0.01	500
<a href="#"><u>Alternative Search Engine</u></a>	\$	10.00	\$0.03	333
<a href="#"><u>Leap Surf</u></a>	\$	5.00	\$0.02	250
<a href="#"><u>MegaCrawl</u></a>	\$	2.00	\$0.01	200
<a href="#"><u>Find Big</u></a>	\$	2.00	\$0.01	200
<a href="#"><u>The Dallas Explorer</u></a>	\$	10.00	\$0.05	200
<a href="#"><u>DWI Page Inc.</u></a>	\$	1.00	\$0.005	200
<a href="#"><u>Google Found</u></a>	\$	10.00	\$0.05	200
<a href="#"><u>Mammoth Search</u></a>	\$	10.00	\$0.10	100
<a href="#"><u>Search Pros</u></a>	\$	1.00	\$0.01	100

\$ 1,215.00

114517

As you can see there are quite a few of these dinos still running... For every one giving away a freebie like this, there are easily 2 others that don't!

I doubt that some of those very generous listings at the top, such as SearchPost's \$550, will last forever, so at least sign up for your account and grab your bonuses before they change their policies.

It should go without saying that the faster you want your traffic to arrive, (accomplished with higher bidding) the fewer of those 114,517 visitors you will ever see. That's just how PPC works. But don't worry about having to pay *too* much for your highly competitive keywords, these guys don't seem to compete on the same market with Google and Yahoo at all, so getting a couple of targeted clicks a day from each of them should be expected ***even at the minimum bid!***

(Well, perhaps not for gambling, porn, viagra, or life insurance niches...)

The numbers in this chart were compiled by hand by on New Years Eve 2006, but since this is a free-floating document, I have no control over when you receive this file or when these search engines change their policies. Any updates to this chart will have to be made on the referring page of my website, where this book was originally distributed from:

[Http://www.homebizfactory.com/Marketing\\_Center.html](http://www.homebizfactory.com/Marketing_Center.html)

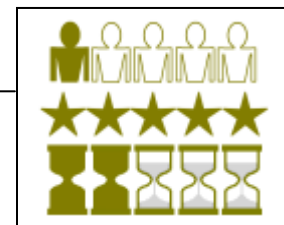
### **Drawbacks?**

Well, you will have to put in a lot of keywords to get any steady traffic out of it. My home business niche has the very most heavily competed set of keywords there, so I opted to spend 1 cent across the board for each of 80 keywords related to Home Business. My results have been a steady trickle, as I usually come up in any search result as #2 to #4... So my website will ultimately receive 10-50 visitors a day from this source.

But that's not using very many keywords for my niche; I just haven't had time to go find them all. Once I do I should be able to get 10 times than many daily visitors from these free sources.

## **PodCasting**

There are free places online for people to actually download MP3s on any subject. Naturally, you can also upload them for free.



Many people are audio-centric and prefer to learn by listening on their iPods, usually so they can multitask or not be bored during a commute. Giving them free content is an excellent way for your name and relation to their favorite subject matter to be presented.

Much like how an article works, effective PodCasting depends on your content being interesting enough for them to want to download it, but at the same time, you must include your sales message and of course end it with a "Call to Action" that motivates the listener into following up in some way such as visiting your website.

It's true that this rarely results in many links back to your site, and if your content is interesting enough, the best you can hope for is for fans to pass them around to each other by word of mouth... Certainly no benefit for link-building.

Still, there is a lot to be said for Brand Recognition. If you are marketing solely by advertising through PPC and SEO, then the fact of the matter is that you won't be reaching a good portion of people out there that respond solely or much better to another form of contact.

Whereas you might not have ever reached the "Generation Y" crowd using traditional methods at all, something like PodCasting or YouTubing would get your foot in the door, and your Brand Name would be in a new niche. From there, the Gen Y individuals would look for the rest of your work by themselves if you've done your job right.

To get started in PodCasting, all you need is a Microphone on your computer (sometimes you can even use headphones plugged into the "Mic" input) and some free software that allows you to save & convert your voice into MP3 format.

Simply take an article or some interesting copy you've written and read it into the mic. Practice it first, work the bugs out. Once finished, you simply need to name it with some good keywords that are likely to get searched in your niche, and upload it to all the best free download sites.

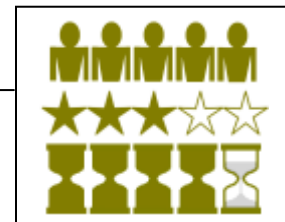
There are literally hundreds of Podcast Directories out there now, with the most popular one being <http://www.podcast.net>.

Don't forget to offer your cast from your website, Squidoo lens, or MySpace pages as well. Perhaps as a bonus for signing up to your newsletter or even just as a simple link on your home page.

Multiple media formats containing your wisdom build professionalism. This is a great way to develop your diverse brand on your website.

## **Press Releases** – (A subset of Link Building)

Much like Article Marketing, writing and submitting press releases can be an incredibly effective way to get attention to your website or cause. However, not just any informative article will do for a press release; these are meant to go to the News agencies of the world... So your submission has to be at least a little newsworthy & time-sensitive.



Many businesses apply this tactic by hyping up their product launches, writing a press release about the release of their upcoming product that is factual but implies that the launch is quite a newsworthy event where they are located.

The more newsworthy your 'news' is, obviously, the more news agencies will pick it up. The more of that pick it up and run your story, the more attention and name recognition you'll get. All news outlets have websites these days, so any published story should deliver a high PageRank link back to your site.

Ideally, you want a story that will get picked up by ABC & CNN, so you'll get millions of backlinks and receive 10,000 visitors every hour for weeks...

Of course I've never met a marketer who's pulled off that trick yet, so back in the real world what you're shooting for is mention in the local papers and at least one big-city newspaper. That's enough to bring some great exposure to your site.

Instead of submitting your release to Article Directories, you'll be submitting it to press services like [PRweb.com](http://PRweb.com), which is the biggest and best of the bunch. They don't make you pay for their distribution, but if you're trying to get your message out overseas or for the most massive distribution pushes, there are fees that they charge. (I've honestly never had to investigate that option.) You can also make a "Contribution" at PRWeb that highlights your release in a special section above the other listings, just like an eBay featured item... This just gets your release read more by those who browse manually... The official press looks at everything anyway.

The biggest turn-off that discourages marketers from writing a press release is that it seems too difficult to make your story sound newsworthy... Especially when your news is nothing more than a product launch.

Before you let that thought defeat you, go to PRWeb.com and read some of the stories there that have been pushed lately. Most of these stories are all just hyped-up everyday happenings. Let me give you a great example out of today's headlines I just quickly found there:

*"Google killed SEO with their filters, now the SEO Industry responds with undetectable links.*

([PRWEB](http://PRWEB)) January 21, 2007 -- The search engine optimization industry has been hit hard by Google's increasingly complex algorithmic filters, which can often times determine whether a link is a paid one or not. Now with the launch of V7N Contextual (<http://contextual.v7n.com>), the SEO industry is responding with undetectable paid links.

V7N Contextual is a new service launched by John Scott of the V7 Network,

which aims to give the SEO industry an edge over the Google filters and other tactics recently employed to devalue and detect paid links, and thwart the efforts of those trying to increase traffic to their website. V7N Contextual provides you with the perfect link - one that is highly relevant, well-placed, permanent, affordable, and completely undetectable as a paid link by both humans and algorithmic filtering.”

In case you missed it, all that’s really going on here is that a company called V7N has just ‘launched’ a service that provides a link-source cloaking of some kind... Hardly CNN headline news, but they’ve phrased it to sound Earth-shattering, and the end result will be that relevant SEO news websites and newsletters will all consider this story to run in their next edition.

It will likely get out nationwide, but the nature of the news business is that it will have to compete with the other news in that industry at the time.

If it’s a slow enough news day, this story could be really effective!

# R

## RSS – (Syndicated Content)



There are actually many great uses for RSS, which stands for “Really Simple Syndication.” Website Publishers use RSS feeds in their pages to give fresh, on-topic content to their readers each day without having to lift a finger. Alternatively, they can offer their own RSS feed to other webmasters so that those other sites can publish their site content elsewhere (with a link back to their site, naturally.)

Your visitors will like having the fresh industry news there at a glance. I know that I certainly appreciate my Yahoo! news start page portal, which is nothing but 50 RSS Feeds all crammed together.

For a few years now we’ve been able to show RSS feeds from our own sites, plugging in various RSS Feeds to our web pages to constantly update themselves, so our websites are always new and up-to-date looking for our visitors.

The catch is that there is no point in building an entire site out of RSS Feeds, because there would be no original content on your site. With no original content, Search Engines like Google won’t see anything on your site worth pointing to.

RSS Feeds technically don’t belong to your site; they only belong to the originator of the feed. All the rest of the people who display that feed are using pieces of duplicate content, which Google ranks pretty lowly.

Don’t worry, there’s a big upside to RSS publishing. These feeds still have keywords in them to match to contextual-matching programs like AdSense, so RSS Feeds can help bring up your AdSense click value if used properly.

This means that feeds are great tools for AdSense Publishers, as long as they don’t try to make the feeds into the majority of that site’s content.

Alternatively, any webmaster that put out a fair amount of content (weekly posts or more frequently) can ‘syndicate’ it with RSS by simply creating an XML feed file and posting it on one of the many varies RSS directories. (<http://www.syndic8.com> is one of the largest, but again there are hundreds of these directories, and many are themed.)

# S

## Safelists



An often dismissed way of advertising online is by using a Safelist. It's named that because you have to agree not to report the flood of emails you get as spam... So the emails you're agreeing to use is therefore "Safe" from spam accusations, no matter how many come in each day. I normally get a few hundred emails daily just from the three accounts I mention below... Way more than I or anyone else is planning to read through.

Safelist's major problem, which everyone agrees is substantial, is that no one really reads these emails. Conversion rates (people actually clicking a link in one of the emails) are down in the toilet around 0.0001%.

So why do we still use these things? Sheer bulk. If you can write (or borrow) a catchy headline that could get your email opened by someone who just skims headlines alone, then even new free members can send out their solo ad to a massive enough list to get some form of response.

It's very much like having your own list, although it would be the equivalent of having a list that people didn't have to opt-in to because so few will read it.

Like Traffic Bars and Exchanges, this tactic excels in the IM2IM niche because everyone else who subscribes to a safelist is an Internet Marketer too.

The three best Safelists I've found are:

[Mad Vlad](#)  
[AdTactics](#) &  
[Easy List](#)

They are more responsive than most, and also let you build credits by click on links inside certain emails. However, if you really want to get serious about this and investigate Safelists in depth, check out this directory of safelists:

<http://testhoopla.com/safelistdirectory.htm>

## SEO - (Search Engine Optimization)



Search Engine Optimization is big business. The number of companies out there providing SEO services is quite staggering, and it's growing every day. Does that mean it's too difficult to do all by yourself?

Not at all. It's very involved, and it will take a little time and ongoing effort, but it's not rocket science, and you can even do everything you need to organically Rank #1 in all major search engines by yourself, all for free.

When I opened my SEO Services business in 2004 I only had experience working with my own websites before that point, and I learned VERY quickly one last, very important thing about SEO... It's personal.

If you pay a big company to Optimize your website for you, as opposed to you learning how and doing the optimization yourself, then you'll never be able to rank as highly. Another company cannot have the very discreet knowledge of your businesses' keywords and market that you had to learn the hard way.

You can't just write some keywords down on a list and give it to them, either. You have to be the one continually choosing your website's keywords and putting them in your site where you see fit. Any other method will either make your site be someone else's work, not matching your industry, or simply ineffective. (Usually all three.)

The good news is that you taking on the role of SEOer of your own site means that you won't have to pay a penny for SEO services at all. As my ratings suggest, it's not a very quick way to bring in traffic, but scoring very highly for your keywords in the Google, Yahoo!, and MSN search engine ranking pages (SERPs) is an incredibly effective way of bringing in traffic. Possibly the best of all ways, because it is the highest possible quality, and if you can dominate enough keywords for your niche, the highest possible quantity as well!

### **On- site Search Engine Optimization breaks down into 5 categories.**

We won't be including link building in with these five, but it is a very important ongoing method you must follow up with... There are many entries throughout this Encyclopedia on that subject.

People who don't understand SEO just aren't aware that it's all about the Keywords. Choose the right ones, and all the ones, for your niche, and then use them everywhere you can. That's really all there is to SEO, but there are infinite variations to the process. Let's hit the major areas by category.

## Keyword Selection

Choosing the Right keywords to target your intended audience with is more than vital, it's the whole ball game. The best way to do this is by using a large-scale keyword generation software & services such as [Wordtracker](#) or [Keyword Elite](#).

However, if you take the time to do it right, you can find all the same keywords yourself, albeit more slowly, by using an excellent free web-based tool offered by Digital Point Solutions, simply called the [Free Keyword Suggestion Tool](#). It actually queries both Yahoo's (Overture) data as well as Google's AdWords keyword data, for each and every keyword search you run. Better yet, it let's you drill down to be as specific as you want.

The only thing this doesn't tell you is how much people are willing to pay for each term in PPC engines like AdWords and Y!SM. This is valuable data I suggest you use for in-depth campaigns, especially for AdSense Publishers, however at this point it's not necessary. SEOing your website is strictly the art of choosing the MOST RELEVANT keywords to your desired audience. All else needs to be forgotten at this stage.

Build up as big a list as possible, keeping all keywords on your list relevant. I suggest using a spreadsheet like MS-Excel to store them, so you can sort them by demand as well.

The way you get lots of people to your site is by choosing the highest-demand keywords on that list and using them in your site often. After you've built your whole list, sort by demand, and use those with the biggest numbers the most across your website.

It's actually a bit more complicated than that, but you can easily see the pattern here. For those perfectionists out there, I've perfected the process instructions on my old SEO website:

[http://www.internetoptimization.net/keyword\\_services.html](http://www.internetoptimization.net/keyword_services.html)

## Keyword Density

This term refers to the number of times you use your keywords throughout a page or a site. If you had a 200 word page that you're trying to optimize for the word "peanut butter," but only said this phrase once throughout the whole page, you're not letting Googlebot and it's spider pals know what you're talking about at all...

Alternatively, if 50 of those 200 words (25%) are the keywords themselves, then you're really going to be spamming the search engines, as Googlebot will see right through what you're trying to do and penalize you for it. Even worse, people

reading such copy would think that you're not even a native speaker of your language, and leave the page immediately!

The best course of action would be to aim between 0.5% and 5% of the content on a page. Any more would sound artificial; any less would be too vague. The trick is to never let it influence your copy's effectiveness.

This doesn't take into account the other places you can put your keywords, such as the name of the page, the title, in HTML comment tags, as names for the photos it links to, and of course in the Meta Tags in your HTML code. They're all wide-open for you to shove your keywords into as well, and SE Spiders like Googlebot read them too.

## **META Tags**

The most important place on a web page to put your keywords, beside the Title on the page, is in your page's META tags. In your html page codes' heading section, they look like this:

```
<meta name="description" content="A description of your website here.">
<meta name="keywords" content="Your five, best keyword, phrases here,
separated, by commas">
<meta name="author" content="Your name here">
<meta http-equiv="title" content="Page title repeated here">
<meta name="copyright" content="Your copyright info here">
```

There are many other META tags as well, but these are pretty universal, and really only the top two here, Description & Keywords are vital.

A major mistake most web authors do is to make their META tag block once, and then just post the same block on every page of their site. Each page on your site should be targeted individually, and contain the keywords from the meta tags in the body copy as well.

To put it another way, your page on Peanut Butter Cookies must have that keyword phrase on it, in the Meta Tag as well as the content, and not the same 5 keywords on your main Peanut Butter web site home page... Remember, Google and the other big SEs judge each page one by one for their results, not whole websites.

## **Site Flow**

The Flow of a website in SEO terms refers to the order in which a Search Engine Spider like Googlebot will read a site and even page while indexing. (In sales websites, there is another "Flow" process, which is totally separate from this one.)

To optimize your website for the search engines, you have to try to read the website code in the same order that a spider does, not just how it appears to humans. There are many variables to this, including instructions for the spiders in your Robots.txt file, inside the META "Index" tag, the order of which your links appear on a web page, the order of all links in your sitemap file, and even the order that the content occurs within the html code. Collectively, we call all of these "Spider guiders."

What this mini-science comes down to is the fact that you must show the search engines exactly what you want to be highly ranked for, and hide as much else as possible from them. The most important tool in this arsenal is a Sitemap file...

## SiteMaps

Both Google and Yahoo! let you write a "map" of your website and submit it to them, so their spiders will know in advance exactly what to go index and how often. This has nothing to do with your website's "Sitemap" page, those are for a human being's eyes, although technically those make it a little easier on the spiders as well.

Google's spider map is commonly a file named "sitemap.xml" that must be placed on the main web directory of your server host. Google demands that it be written in the XML language, which looks a lot like HTML except for a few other commands. Don't worry, you won't have to write a single line of code for this. There's an excellent free tool coming up in a minute to write these for you.

Once you've got your file written, you've got to tell Google that it's there, so you can get Googlebot to come out and spider your website as soon as possible. Without doing this, you have no control at all when your website will be first indexed.

Where do you do this? Simply go to [www.Google.com](http://www.Google.com), log into your Google account, (the same account for Gmail, Analytics, AdWords, AdSense, or any other of Google's services) and click on "My Account," then "Webmaster Tools." From that page you'll be able to add websites and watch their progress.

Yahoo!'s Sitemap is different. It's just a Text file (.TXT) that is nothing but a list of URLs on your domain. If you list an URL there, it will index that page. If not, it won't. I love the simplicity of their method. They call it a "Feed" however, and you have to submit that too.

Simply go to [www.yahoo.com](http://www.yahoo.com), and click at the bottom where it says "Suggest a Site." Choose the top option of "Suggest a Site for free," and the page will then take you to an account login screen if you're not already logged in. Do so, and then the next screen will be a website URL suggestion form. The account "Feed" it is looking for is the Urllist.txt file that you have to make. It can be added there at

the end of the URL to your website in their form, and Yahoo! will start spidering your site immediately as well.

So where do you get your Sitemap.xml and Urllist.txt files made? There are hundreds of places online that offer the service of writing these files for you. Until recently, all the free versions were very limited, only allowing 50 to 100 links on your site, or not allowing certain time variables. Lately there's been an addition that has no such limits, making all the rest of these obsolete:


<http://www.auditmypc.com/free-sitemap-generator.asp>

About 10% of the way down that long page is a box on the Right side with a big "G" on it, which will open up a Java application. Play with this app until you feel like you've included everything on your site that you want Google and Yahoo! to see, and hidden away everything else. It can then output the sitemap.xml and urllist.txt files for you, all for free.

Upload those to the main folder of your server host and tell Big G and Y! where they are as fast as you can.

All the rest of SEOing your website has to do with link building, but there are some other details that can help as well. I also recommend a great program called [WebCEO](#) that helps automate all of this work from one suite of tools, and they even have a free version as well. It even gives you reports of work left to do and campaign effectiveness.

## Social Bookmarking



Technorati, Del.icio.us, Fark, Furl, Digg. Web 2.0's hottest trend has created over 100 of this new breed of "Tagging" websites in fact, where humans share their online bookmarks with each other. This is essentially just a way for us to duplicate Google's work to the same end.

Why would we go through such trouble? Because computer algorithms still just don't "know" their resources the way humans do. Having another person select a website and "tag" it as relevant to your keyword is much more intuitive for us to find resources with. It has its problems too, mainly when combining keywords, but overall it's becoming an extremely popular way for people to find other websites.

This of course means that you, too, need to be Tagging your website for others to find.

Essentially the way these things work is that you set up an account with each of the ones you want to use, add a little button or two to your browser bar, and “Tag” any website instead of bookmarking it the traditional way. Those tags could be kept for personal use (Who in their right mind would want to do that...?) but as a default they are shared on that bookmarking website for others who search for the term.

The websites that have been tagged the most for a certain keyword come up the highest on the list when that keyword is searched. It’s actually a very simple & elegant system.

From a marketing standpoint, however, it is chaotic. First of all there are too many of these sites! Submitting to Google and Yahoo! is one thing, but could you imagine opening an account in all 100+ of these things and hitting the “tag” button for all of them? How about providing a review in each of them?

Second, people still go to google.com to search unless you make it easier for them to search a Tag elsewhere. It’s still not quite worth our time.

Finally, the problem it has with multiple keywords (Search engines handle keyword phrases as a single query... Bookmarking sites handle each word as a query and add them together) leaves a lot up to interpretation. The end result is that you need to be supplying MUCH MORE keywords to a bookmarking site than you would to a search engine.

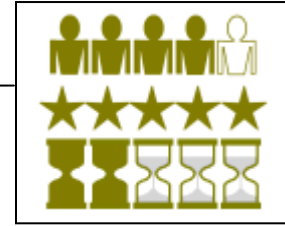
The best tool I’ve seen to date to alleviate these problems is a very simple web application at:

<http://www.socialbookmarking.marketersgiveaway.com/>

There’s still no way to get around having to stuff in all those keywords, but at least this creates a way to allow everyone visiting your website to Bookmark your site in as many of these sites as possible.

**Solo Ads** - Refers to the sending out full-page Ads to eZine list subscribers other than those on your own list. See “[eZines](#)”

## Squidoo Lenses



Any Internet Marketers not Squidooing right now simply haven't tried it yet! This exciting Web 2.0 application is truly a Business Marketer's dream come true. You can think of it as MySpace, but for serious professionals. It's a lot like being given editorship of your own topic at About.com, but with even more functionality!

A lens is a web page on their domain that "brings into focus" your niche topic in a new and dynamic way. It's a place for you to show off everything you know about your topic, as dynamically as possible.

Started in the Fall of 2005, within one year flat Squidoo had already gotten itself into the top 1000 sites according to Alexa, and it's been pretty steady ever since, slowly growing. (It's #924 today.)

I believe a lot more Internet Marketers would use this service if they only knew about it. I'm already starting to see Squidoo Pages pop up in the #1 spot at Google for those member's keywords!

They've now got about 65,000+ lenses, although considerably fewer members... A few people have cranked out many lenses on all of their favorite topics, so there's no reason you can crank out one for each of your business ventures or marketing ideas.

To attempt to get your lens featured, simply email their review team once it's done and they'll consider making it the "lens of the day." These get some serious traffic, but of course they won't select a lens that appears to be blatant advertising.

One other great feature to note is they share all advertising revenue with you for advertising on your page! Some people are making lenses, and treating them as Virtual Real Estate style publishing sites... Theoretically, you could make a few hundred great lenses and live comfortably off the income forever.

For our purposes, however, the benefit of using lenses for marketing our other websites is clearly the main reason to get involved. The branding you create and the nearly automatic stream of traffic will be well worth the time.

# T

## Testimonials - (A Subset of Link Building)



There are endless products sold online that the owner of would be more than happy to publish a testimonial about. Most info-product sellers have a whole page set aside on their website just to display testimonials, and they actively have to go out and drum up the first batch of them before they can properly launch their product!

It doesn't really matter if you find them before their product launch or years afterwards, you can still get great, targeted links to your website from these short blurbs.

The nature of testimonials is that the more you provide proof that you exist, the more the business owner will be compelled to display your link, closest to the top.

Give it some thought. If you just send in a testimony that says:

“

*Your product rocks!*

*-Bob Jones*

”

Then the site owner might not even publish it because it's not a 'credible' testimonial that proves that you exist and he didn't make that entry up.

Not to mention, how does that help your website?

The way to properly use testimonials is to write a favorable but not over-the-top review for products that you really are familiar with, and then give as much evidence of your existence as possible... Your URL should be the absolute minimum you supply. Try this format, for example, and imagine your Headshot to the left of it:

“

*Wow!*

*This program knocked my socks off. From the moment I turned it on, I could see how powerful it was and it helped me churn through my pages in less than half the time that my old, bloated program did... And the results are terrific!*

*Thank you for a high-quality product.*

Sincerely,  
Bob Jones,  
Creator of the Peanut Butter Sprocket  
<http://www.peanutbuttersprocket.com>  
“

If the product has already been launched, then the owner won't usually take the time to post a photo, although some do. Photos add credibility too.

Even without finding the owner before the product launch, these links are valuable because you've made them targeted. You did that simply by making your product known up front, just before your link.

Googlebot will see the relevance because your surrounding text includes keywords of yours. ("Peanut Butter Sprocket," in the example) Technically your name is a keyword too. But targeting is all about what a human is looking for.

People who don't like Peanut Butter, for example, wouldn't click your link, and that keeps the low-quality traffic out. But when a truly targeted visitor who you'd want on your site comes along, then you're likely to get that click.

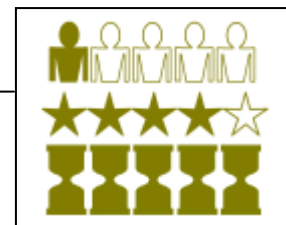
Think of all the online products and services, from AOL to ZIP, that you use regularly and go check out their websites. 99% of them will have posted testimonial pages, and you can tell from there if they post links or not. If you see even one live link on that page, (it must be made live, meaning a click on it will take you to the site) then this is a company you should send a testimonial to.

It should take you no more than 10 minutes per company that you can think of, only one time each, but these will be high-quality, far-flung links that will benefit your website's ranking forever.

If you ever find a product before it is launched, possibly through a JV network or something similar, then you've found yourself a great opportunity. See the RAT method under "[Joint Ventures](#)" for more about that technique.

## TrafficBars (Built into your Browser)

[Instant Buzz](#) and [Free Traffic Bar](#), are two unique and unusual applications that allow marketers to market to other marketers quite effectively. There may be others but these two have the sector cornered so far.



Their concept is simple enough, you build up free Ad impression credits just by surfing the websites that you already go to. (You never have to go anywhere you wouldn't already want to... This is nothing like a traffic exchange program in that respect.)

Both traffic bars display Ads to other internet marketers who load these programs into their browsers as well. The ads are cute, sometimes funny, little one-liner text Ads that either change when you reach a new page, or change at a pre-set amount of time.

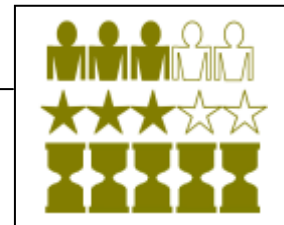
I give them a higher-than-usual quality rating only because anyone using these methods would already assume that the target market would be only to other Internet marketers. (Inside the IM2IM niche)

If you try to use these to market to a different niche, such as golfers or horse trainers, then the amount of clicks you'll get will be very low.

Since delivery is instant, and targeted text ads are always high in quality to the people that do click on them, this method is a great way to test your Ad campaign quickly, if not to be used for full-fledged advertising itself.

See: "[List Builder Traffic Strategy](#)" at the back of the book for more on them both.

## Traffic Exchanges – Manual



Traffic exchange websites, either manual or automatic, are simply places that shows you a bunch of websites, and for every one you look at, your website is displayed to others on the exchange.

These aren't Banner Ads or Impressions of some other kind of Ad, this is truly traffic to your site, although it's not targeted.

Manual Traffic exchanges bring visitors that are more targeted than Automatic exchange visitors, because you know that every one you get is someone who is actually looking at the page.

Automatic exchanges, by comparison, allow you to leave the program running while you go to sleep for the night and wake up with a couple hundred credits in the morning... Not exactly top quality traffic.

Even Manual exchanges suffer in quality a little because you know that the person looking at your page is pressured to move along in 15 or 20 seconds, and also that they don't fit into any one demographic... Nothing there is binding them to any other niche other than that of a generic Internet Marketer. (Putting this kind of campaign in the IM2IM Niche with Safelists, Trafficbars, and list builders.)

There is still some conversion however. Perhaps just a little better than a safelist, you can get perhaps 5 out of 100 people to really look at your website or download a free offer on that page with Manual Traffic Exchanges.

If you just join one exchange you can generate perhaps 200 hits a day to your website, so that's something around 10 people who will take an interest. A common tactic is to use multiple manual exchanges at once, perhaps up to 7 at a time (so that by the time you've click on the last one the first one is ready to be clicked again) and you can generate up to 200 hits a day from each of them.

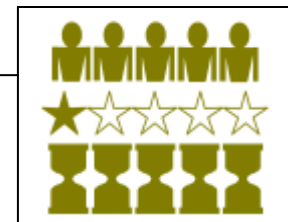
Naturally, if you build a downline or purchase an upgrade you'll get better exchange ratios, up to 2 shows for every view. All programs offer a free version that begins with a ratio of 1 show for every 2 to 4 views, depending on program.

The top seven highest-quality Manual exchanges I've tested are:

[TS25](#)  
[TrafficG](#)  
[WebbizInsider](#)  
[TrafficPods](#)  
[SwatTraffic](#)  
[HitPulse](#)  
[SavvyClicks](#)

## **Traffic Exchanges – Automatic**

There is something to be said for Automatic Exchanges too. Although everyone prefers their traffic to be highly targeted, there are times in which sheer bulk traffic has its advantages.



Do you know how Alexa.com gathers its' data on how popular websites are? It depends on people who download the Alexa Toolbar, and that program constantly reports back to Alexa which websites they are viewing.

Naturally not everyone uses this tool, especially since McAfee and Norton spyware scanners identify it as a security threat! However, the largest segment of the population that uses those Alexa bars would of course be the people who care about their Alexa ranking the most... Internet Marketers.

ESPECIALLY the ones who use traffic exchanges.

You'll find that a large number of traffic exchange members have the Alexa Toolbar installed and their browsers are set to run the automatic exchanges every night.

Imagine having your website visited by 2,000 Alexa-toolbar-packing internet marketers, NIGHTLY. Do you think your website's ranking might be affected at all?

I use automatic exchanges for this purpose and none other. All it takes is some spare computer "idle" time and a good spyware removal program... Many of these websites can be hazardous to your computer's health.

Additionally, since page hits are so cheap to these guys, even free accounts come with many thousand free page views just for signing up!

Here are my favorite 6 Auto-surf sites:

[Five Hits](#)  
[10000 Visitors](#)  
[Click Evolution](#)  
[Traffic Plus Hits](#)  
[Christian AutoSurf](#)  
[5000Clicks](#)

Additionally, there is a nice, not quite complete but very easy to use Traffic Exchange directory at: <http://www.trafficexchangedirectory.com>

It includes both Manual and Auto exchanges as well as many other kinds like Banner, text ads, and mixed formats. Well worth a look if you like these traffic sources.

# V

---

## Videos - (Through YouTube.com)

---



Thanks to [YouTube.com](http://YouTube.com), (#5 in Alexa currently) online Video is “in” right now in a major way.

All you need to do to grab some of this traffic is to make your own simple video on your niche’s topic.

It doesn’t even have to be a music video or a well scripted video... Nor a big budget video or heck, even an interesting video. Like everything else in Marketing, attaching the right Keywords to your video will get it found. And in your video, much like an Article or a Podcast, you simply present a “Call to Action” that gets them to click over to your website.

Even Better... With Camtasia and the new IM version of CamStudio, you can simply set the movie to automatically re-direct them to your website when it’s finished!

Videos can also be used on your site as content, which in fact is a great use for them... Video is the highest form of content on the web right now, as proven by YouTube. However, for our purpose here today, you should come to think of making videos as the same thing as writing articles... Plus a little bit of a software learning curve.

Camtasia is still the best tool for making these desktop videos, but it costs a whopping \$299 for a single user license and doesn’t show any sign of coming down soon. For a no-frills version that will help windows users make the similar product without all the extra effects, there is the totally free “[CamStudio, Internet Marketers Version](#).”

What should you make a movie about? Well, it almost doesn’t matter. But for the sake of producing good content that people will tell their friends about and help build you extra traffic, ask yourself what you can do on your desktop that people in your niche market might find useful.

Anything at all... I’m making one now about how to select keywords. If you’re in a math-oriented niche, whip out MS-Calc.exe and talk about your computation while using the calculator on screen. Artists? Surely you have a writing tablet on your PC... You can teach techniques for drawing while showing them in real time what the drawings are.

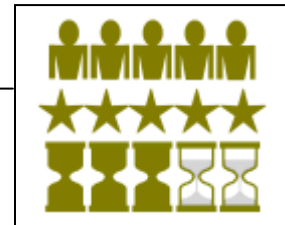
Videos made with screen-capture movies are easy to produce, and if you know your niche, simple to write. Perhaps one day our standards will all be higher, but if you've spent more than an hour YouTubing, then you'll agree that the majority of the content out there is really low-end stuff. Hollywood directors need not apply.

So make your desktop videos, name them with a keyword, open a YouTube account and upload them, tagging them with all of your relevant keywords... The Traffic is already there and you could see hundreds or even thousands of people watching your film short before the morning!

There are already tons of smaller YouTube knock-offs popping up out there, so perhaps one of them will be focused on your niche. If not, then you can stick with YouTube alone until one does pop up.

How to find them is a good question, I'd use [Google's Video Search](#) to google your top five keyword phrases... Surely if there is one that focuses on your niche then their website would offer up a few of the resulting videos.

## Viral Marketing



You are reading a **very** Viral eBook right now. Wait! Get your mouse away from your virus scan button; there is nothing wrong or involving mischievous software in Viral marketing.

In Internet Marketing terms, any type of content that allows you to pass incentives along is referred to as "Viral." In this book, there are a few Affiliate links that normally I alone would get some kind of referral fee for if you were to click on them.

However, with the use of some special software that allows PDFs to be "Re-Brandable" (meaning others can make the affiliate links theirs instead of mine) I'm giving anyone who wants the ability to make some money and pass my work along for me.

For the launch of the eBook I won't have to do very much. I'm going to tell my list, of course. I'm going to place it on my site and maybe send some traffic exchange or safelist traffic to that page. Mainly, however, I'm going to get a few JV partners to re-brand it and send it to their lists. That's it; all my marketing will be complete.

Surely you've seen those ridiculous breakdowns that MLMs show you that go something like this:

*“If you sign up just 3 people that all sign up just 3 people each, for ten levels deep, you’ll get over 59,000+ referrals in your downline...”*

Well, the fact is that no one can control other people that they aren’t even talking to, so all of those plans wind up generating only a few measly people in that person’s downline who make him a buck every other year.

With Viral Marketing, the game is different. First of all I’m trying to do is get people to read my words, not send me money. That’s a big difference, as every time this eBook is on a new person’s computer, you can think of that as a person “in my downline.”

I could get 250 MILLION people to read this book if I take it to a few Gurus with big lists. Possibly more. Some of those guys have over 100,000 on their lists, and that’s only my FIRST level. I don’t have any limit on the number of levels that this can grow. In five or even ten years from now, the book you’re reading today might still be spreading, passed on by a new Affiliate marketer every day between now and then.

Actually, there are two limits to how many people will read this eBook. The obvious one is the population of English Speakers on our planet with a computer. (I guess it COULD be translated one day...)

The other is the amount of time until the affiliate links I’ve presented in this document are no longer valid. Someday those companies will go out of business, or at least their affiliate programs will be removed. Either case should be a few years at least.

Until those happen, nothing can stop someone just like you from [downloading my rebranding kit](#), making the links here YOUR links, and passing it along to make some easy cash. That means more readers for me, and more exposure to my website. It’s a real win-win.

Back to YOUR Viral strategy, your last hurdle is that in order to make PDFs viral (so everyone on any computer format can read them) the software will cost some money.

PDFs are trickier than other eBook forms, so I only know of two or three companies that have been able to figure it out. I used [the most advanced one, ViralPDF](#), to make this eBook. The other two I found out there were more basic, which will either limit the number of people who can read the book, or will limit their incentives to pass it along. If you’ve got to pay, might as well do it right.

If you are alright with only the windows crowd opening your document, then there are several ways to make a Viral eBook for free. It will be published in .EXE format however, so even some windows users won’t want to open an .EXE file

that no one they know has vouched for personally... Too many computer viri get passed along that way, and some corporate networks automatically strip .exe files from email attachments without even asking!

If you don't think that that will scare off your crowd, such as when you will only be offering it from your windows-user website as a direct download, then you can give the following great free Viral eBook software a try:

<http://www.viral-software.com/viralebook.htm>

For more on this subject, see [eBooks](#).

# W

---

**Web 2.0** – A catchphrase that describes the new & popular Social engineering, networking, and bookmarking sites out nowadays, such as MySpace, YouTube, Squidoo, Del.icio.us, Fark, Furl, and so forth... There are hundreds of them now and more growing every day.

They are broad in scope and purpose, but on a root level, they all exist so that Humans can share & interact online. Some are great for us to market with, especially when they have a large member database.

I have singled out the best ones for our purposes as of January 2007, and you can find them independently reviewed in other sections of this Encyclopedia.

**See:** [Social Bookmarking](#), [MySpace](#), [Videos](#), (*YouTube*) & [Squidoo](#).

There will very likely be hundreds more Web 2.0 sites to add to this list in the future.

# Y!

## Yahoo! Groups



Despite their no-marketing policies on many of the boards there, many have found an effective way to market through Yahoo! Groups that doesn't seem spammy.

They simply network. It's a little more time-consuming than posting an Ad and moving on, but it has worked since the dawn of Commerce and works here in online channels too.

Since there are uncountable thousands of groups to choose from, you're sure to find one on your niche topic to join and participate in. The majority of Yahoo! Groups out there are open to any new members who simply confirm their email addresses. Once in, all you really have to do to take advantage of all these prospects is to talk about your shared interest with them. Don't tell everyone what you do up front unless you've found one of those rare few groups that are just for networking businesspeople. (Those will have hundreds of posts a day though, operating much like a Safelist. No one reads all of that stuff!)


There are some groups that let you just post your ads as long as you put some thought into it, not simply pasting a link and moving on. Other groups are more restrictive, it's up to the group owners to set those preferences.

The problem with the less restrictive groups is of course that fewer people actually read the posts, so what you want is to find the happy medium boards, halfway between "all postings ok" and "restrictive." Inside any group you would want to join, you will do best to try and answer the question someone else asks with your business being part of the solution.

In case this sounds familiar, it's exactly like Forum marketing. Never sound spammy, offer help and advice, and only market when it's part of a solution to someone else's question.

Go to <http://groups.yahoo.com> to get started. It's a huge place but well worth the effort in any niche where people want to get familiar with other people before buying from them.

## Yahoo! Search Marketing



Just like with the MSN AdCenter program, Y!SM has occasional freebies too for new members. I found one for you all this time, worth \$25 to all new sign-ups.

Simply go to [www.yahoo.com](http://www.yahoo.com), and click at the bottom where it says "Suggest a Site." The page will then take you to an account login screen if you're not already logged in. Do so, and then the next screen will be the familiar website URL suggestion form. (You ARE submitting your urllist.txt sitemap here, right?)

On that very page, at the bottom, there is a \$25 credit link for Y! Search Marketing. (Until this offer is gone, but I bet it will last a while.)

Like MSN AdCenter, Y!SM requires a \$5 deposit. Unfortunately, the Y!SM minimum bid is higher than anyone else's at \$0.10 per click!

Still, because of this higher entry barrier and lesser popularity than AdWords, this can still equal upwards of 20-75 highly targeted visitors to your site.

# The List-Builder Traffic Strategy

---

I was first introduced to list builders when I bought [Ewen Chia's Secret Affiliate Weapon course](#), over a year ago, and it still has great value today. (How could it not be at only \$9?) He mentioned a couple of the free resources below and said that we should strategically link them so one list builder feeds two others, and they circle around and around until you've built up so many affiliates underneath you that you'll never have to pay for traffic again. It was quite a headfull to me at the time.

He was right, of course. However, for me the overall process was much too slow. Also, what goes unsaid is that you'll have to find a lot of constant traffic to stick in the front of this funnel to begin with, and you'll be doing busy work throughout having to send out emails weekly or even every other day to each of your lists.

Well, although there's no way around having to find upfront traffic and emailing, you can always use the ads given by the other builders to email to your lists to save time.

The issue of finding traffic is one that we can definitely improve on right now, as is the overall amount of time it takes to finish the whole process. With the instructions below you'll be able to use some or all of your 114,517 visitors to build your lists with, which when done correctly, will turn into a constant stream of excellent traffic that will be there for the rest of your life.

Finishing the whole process is undoubtedly a long-term strategy; one where momentum has to be built because of the way these program's MLM-like structures work. But they do work, given time, and they have an exponential effect. I call this "Compounding traffic", because it ultimately yields a huge list, AND a steady, hands-free traffic flow that you could never fully use yourself.

## **\* Luke's FREE Recipe for Compounding Traffic \***

**Step 1. Install the best two "Adbars" - [Instant Buzz](#) & [Free Traffic Bar](#).**

You may have seen the earlier versions of this process, which I'm sure have been modified hundreds of times over the past couple of years. They usually include some kind of surfing exchange where you earn hits to your website by spending your time surfing other websites. I believe [TS25](#), [TrafficG](#), and [Traffic Swarm](#) are the most famous of that group these days, and you may want to investigate those to add them to your initial traffic generation strategy.

Any form of traffic at all is fine for this first step. The two Adbars I'm suggesting to you here have been carefully chosen, and don't require you to spend any time on

anything you're not already doing. They look a lot like the Google toolbar for Firefox or IE browsers, except for the fact that they display small text advertisements directly on them.

Doing this is vital for your long term traffic growth plans, as it represents the TOP of your traffic funnel... The SOURCE of your leads. (Of course we can supplement them in the beginning with our 114,517 visitors....)

These two AdBars somehow manage to be the least intrusive, most effective, and, oddly enough, the most entertaining Ad services that I've found. (Sometimes the ads are simply hilarious... All during November 2006 there was a guy seriously trying to sell immortality rings on Instant Buzz!)

Unlike other traffic services like Traffic Swarm, TS25, or banner ad co-ops, these ads are much more targeted and you don't have to do anything like go out of your way to a website you don't want to see... There are no timers, no pressure at all, just some funny or interesting ads at the top of your browser window whenever & wherever you surf.

Every page you visit after loading these two free services gives you an Ad credit towards your ads being shown to others. Your ads are displayed more and more when you refer others to sign up under you. If they upgrade to premium services, you get huge commissions. Best of all, loading both of these Adbars at the same time gives you double the credits when you surf!

One thing to keep in mind when using these services is that they tend to only be installed on the desktops of other Internet Marketers... Meaning your products should be on or close to IM topics because the resulting list you get in the end will comprise of mostly people in the "IM2IM" niche. Plan accordingly.

## **Step 2: Sign-up for Track That Ad.**

This unique service by Craig Haywood is almost too good to be true. I first heard about it because they promoted their system's ability to send your website "500 extra unique targeted visitors each and every day" as a free member... This is true, but traffic generation is not even their main service!

They also offer a great, automated, multi-tiered list building service for free, but that isn't the main service either!

Track That Ad is primarily a free ad-tracking service, where they generate links for you to track all of your different ad campaigns with! This can be used for any purpose such as gathering demographics, split testing, URL shortening, and even just knowing which of your ads are the most effective.

This kind of service costs hefty monthly fees elsewhere (or is a huge server-side script you'll have to buy & install) but it's totally free here. I can't recommend it highly enough, for all three purposes. You can click below to start your free membership, which is a fully functional version:

[Track That Ad](#) – Free Membership

A word about your email account before we continue:

You'll definitely want to set aside a mailbox for your list building campaigns... **Not** a 'throw-away' account, because you'll need to access it quite often. You need an account set aside for this purpose and none other because you'll eventually be getting 50 or so emails per day and you won't be able to find anything else that goes in there.

(If you think that's bad, you should try using a "safelist" program to get traffic...)

I suggest opening a new, searchable mailbox like Gmail. Stay away from Yahoo and Hotmail accounts as they are not accepted in some list building programs.

### **STEP 3. Sign up for all 7 of the following Free list-building services.**

I highly recommend that you sign up for all seven services, and if you find any more free list builders that match the quality of these, let me know, I want in too! You'll see why in the chart below.

Each of the following seven services can help you generate many more email subscribers than you could possibly reach on your own, each in its own, different way. They have different program specifics, but all let you build a downline 10 or 20 levels deep, which can exponentially multiply the size and/or frequency of your mail-out allowance with them.

**Downlines are the key...** I hope I don't sound like I'm these guys' paid campaign manager, but it is true. It's just like how the real winners in Vegas are the little old ladies who spend tons on the slot machine over years, despite breaking even every time. They win by getting all those perks such as the room upgrades, free food, and entertainment.

With these programs, it's all about how you compound your list quickly, therefore I always look out for the programs with the best downline benefits. The second and third programs on this list are my personal favorites.

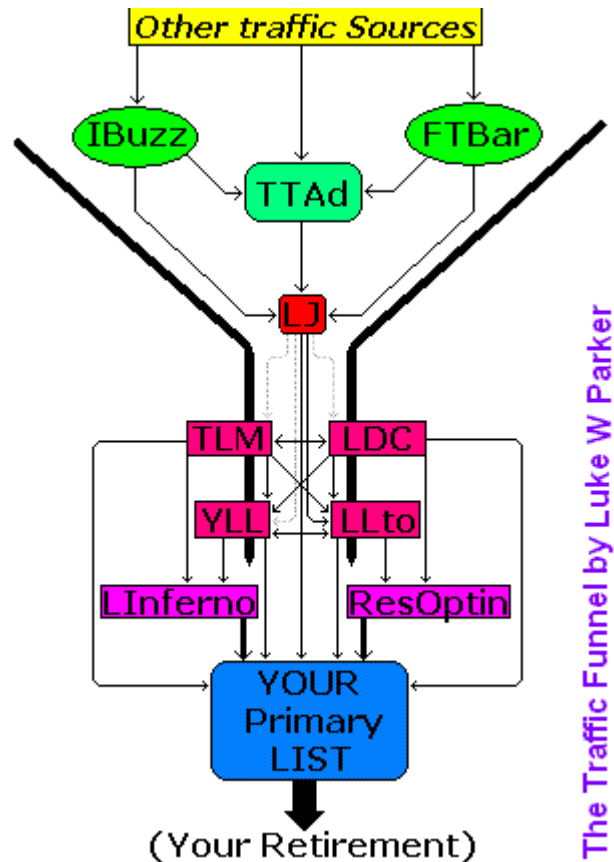
1. [Sign up for List Joe here.](#)
2. [Sign up for List dot com here.](#)
3. [Sign up for The List Machine here.](#)
4. [Sign up for Your Lucky List here.](#)
5. [Sign up for List lotto here.](#)

List Joe is the first here because it will help you build your ListDotCom, List Machine, and Lucky List downlines automatically by introducing those prospects from inside your List Joe account. For that reason I like to make sure that I send **everyone** through LJ before they get out of the traffic funnel. (Keeping all available traffic pointed at LJ until all four downlines are full!)

6. [Sign up for List Inferno here.](#)
7. [Sign up for Residual Opt-In Profits here.](#)

The last two builders work very differently from all the rest because they help build YOUR list. If you, for some reason, don't want a list of your own, then they can't benefit you. But if you do, then *List Inferno* and *Residual Opt-in Profits* are the best uses for your traffic before visitors get to your site. With just a little downline, they can easily double the size of your list.

On the next Page I've charted the whole process, how it looks from a bird's eye view for those of us who are visually oriented...



Keep in mind that you'd never have all flows of traffic going at the same time; the chart simply shows the direction of traffic when it does flow.

#### Step 4. Start putting it all together.

Now that you've signed up for everything, you can start out by using only traffic from Instant Buzz & Free Traffic Bar alone. (Without an exterior source of traffic.) But that route will be slow going until you've built up a large enough downline on these two critical points.

The smartest plan would be to use some other traffic you might have access to, to build your IBuzz and FTBar downlines first, so they can be the source for most of your traffic later.

It wouldn't make too much sense to spread out your traffic to other sources during step four, but if you've got to get traffic to your site, send some traffic that way, splitting all of your traffic among the three, perhaps equally.

## **Step 5. Sending Traffic to Track That Ad (TTA).**

Once you've got a decent-sized downline *producing surplus flow* from IBuzz and FTBar, let your downline in those finish building themselves while you redirect all free traffic to the next target, TrackThatAd.

TTA is a jack-of-all-trades site that will bring you money, build your list, and output more traffic than you can put into it down the road! Be sure to use this to its fullest before moving on. (Again, you can send traffic to your website at the same time if necessary.)

It is hard to say at what point, exactly, you'll no longer need to send any of your traffic to a particular program. Some would instruct to cut it off when you see the bottom level start to get filled, some say much later.

It really depends on the specific program and when you feel that additional traffic doesn't help as much as it used to.... That's good enough, because your downline will keep growing without your help at that advanced stage. At that point, discontinue sending traffic there and divert your surfers to the next program that needs it.

## **Step 6. Time to start writing Ads!**

One of your heavyweight tools inside of TTA is a listbuilder, and from this point forward all the services will be listbuilding services of some kind. You'll need to get used to writing Solo ads to be sent to and for each.

This is the step that causes the most anxiety in people. Although it's completely free and easy to do, no one wants to write to large numbers of people. I guess it's like public speaking... Luckily you'll find that most of these services have a "Promotional" section of some kind on their website, where they actually write their own Ad copy for you!

Simply go to the site that you are promoting, find the promotional section, copy the Ad or Ads that feel best for your need, and paste it/them into a text editor like [Textpad](#) to get them into the right format.

Then all you have to do is tie them together, write a sentence or more of Intro, and send the finished product out to your list! It really couldn't be much easier, you just have to start writing with what they give you and the rest will flow from your keyboard easily.

Any time you have something to say on the topic of your niche, to make your mailing more like useful content than sales pitch, that's a major plus... But not even necessary for this step.

## **Step 7. Send Traffic to all the List builders in Sequence.**

Once Track That Ad's downline is nearly filled, you'll have a lot more traffic, and it will be time to direct it toward all the list builders.

Since the purpose of our traffic is now to create subscribers, there's no longer a reason to concentrate on fewer targets. I would say that you can have your traffic as spread out as you'd like, if it weren't for the unique properties of ListJoe automatically signing up your downline into three of your other list builders. (They don't currently include List Lotto at this time, but of course you can always email your LJ downline and tell them about it, as well as send out the LL promotional material in your allotted list sending.)

With LJ getting the bulk of your traffic for now, it will fill up even faster than TTA did. Meanwhile, the three list builders LJ points to will fill up at the same time, **WITHOUT SENDING TRAFFIC TO THEM!**

This is a major bonus of the system that I wish all list builder programs would add in. I guess some of them have competition issues that keep them from teaming up like that, but it's holding us back as long as they continue (in my humble opinion.)

The List Machine and ListDotCom do a better job of list building for me with less mailbox hassle, so I'm sure that they'll fill up their downlines before Your Lucky List, unless you are, well, lucky. Both List Lotto and Lucky List leave a lot to chance by design.

Naturally, you'll have to spend more time sending traffic to List Lotto at this point because it wasn't referenced by List Joe.

## **Step 8. Sending traffic to your own List.**

With all of the downlines under each program completely built up to and including List Lotto, your ability to send emails out to mailboxes around the planet will be a legendary thing. There's just one problem, namely these lists you have access to won't be YOUR lists.

What if some of these companies go out of business? What if the email tax finally arrives? What if you already have your own list? **YOU NEED TO GET THEM CONSOLIDATED.**

The most obvious way to consolidate the lists onto yours is to simply pitch your own list from those, and even offer bribe to get them to sign up for your list if you have to.

However, a better way to get these people over to your personal list is to send them through the programs Residual Opt-in Profits and List Inferno. These are two more list builders that you can build up downlines in, increasing your traffic more, but they send opt-ins directly to **your** list, as I mentioned in step three.

When you've filled your downline on these two programs as well, you'll be sending so many subscribers to your main list that you may never have to think about list building again.

You'll be a super-affiliate. Perhaps even an official Guru. And nothing will ever be able to take it away from you.

### **A quick note about Premium Services. (Upgrades)**

All of the 10 resources I've mentioned here were chosen because they are both effective and free. However, the owners of them aren't dumb, they still need to eat, so they have premium upgrades that they offer to free members in order to pay their bills, and some of them can be quite tempting.

I personally invested in the upgrades that I felt would help me achieve my goals faster, which is not all of them. I really hate to pay for anything when I know so much stuff on the net is free these days... Maybe that's just me.

If you want to upgrade as many services as you can, while paying as little for it all as possible, I suggest taking advantage of the offers that assist each other.

For instance, [Ewen Chia's Secret Affiliate Weapon course](#), for \$9, includes a lifetime "elite" upgrade to Instant Buzz. Meanwhile, if you purchase the premium upgrade for TrackThatAd, it includes a generous 100,000 impressions in IB as well! (this is probably the one upgrade I'd recommend to everyone, as TTA offers something for everyone, and it's just a very, very good value.)

I'm sure other interlinked networks have formed like this too, so you've got to find and grab them when you see them. If you can spare the time, that is. It has been a while since I've signed up for most of these services, so I'm not in a position to say which offers which bonuses for which... Perhaps one of my readers will write a big report on that subject.

In the final building stage of this traffic funnel process, With all downlines filled on all list and traffic builders, the obvious conclusion is simply to point all of these traffic sources at your home website, list, or product ever afterwards... Of course we are easily talking about MILLIONS of visitors monthly at that point, so I hope you plan on monetizing it well.

Google Inc. is still working on ways to monetize it well themselves. 😊

## So, does it all really work?

---

In a word, Yes. I've been using many of these forms of traffic generation for years and although new forms may sneak in, and conversion rates go down on others, overall this is an exciting field and you can use these tactics across the board to generate enough traffic to get any website up and running.

In fact, I'm not going to just tell you that it works, I'm going to show you.

The one very un-Guru like thing I've decided to do with this report is to put my reputation on the line, and PROVE that the techniques in this report work, without a shadow of a doubt!

How? I'm staying away from ALL OTHER METHODS of traffic generation to distribute this report!

That's right. I'm not going to pay out a penny to anyone, I'm only going to use the methods inside this report to distribute it, so if you're reading this, you can be assured that it works well enough to get you here!

I am not offering anyone any form of compensation on any level to help distribute this document. Only the methods I've clearly described within will **ever** be used to spread this eBook.

## Conclusion

---

Although this is surely not a completely inclusive listing, it includes many more resources than any other listing I have found online.

In my experience, I feel that it is representative of all the more well established, tried & tested, free traffic generation systems. This offers the benefit that you can know to look at any method not on this list with an ounce of skepticism.

### Warning about the IM2IM “Niche”

There is a niche market that is very confusing but exciting to newbies who get into home businesses. I call it “IM2IM,” which is short for “Internet Marketers marketing to other Internet Marketers.”

At first glance you may wonder why such a niche exists, but then you'll discover that it is without a doubt the most fiercely-competitive niche that exists at all.

The reason why is simple. People have to sell about what they know.

If you spend all your time driving a Ford Mustang, it's no wonder what product you'll be most effective at selling. Internet Marketers spend all their time marketing on the internet... It's what we know. So what products do you think we are going to be most apt to sell?

In fact, it gets more involved than that. Services like Instant Buzz, Desktop lightning, Safelists, & Traffic Exchanges, among many others, magnify this effect 100 times!

Their problem is that they are used by, and only loaded on the computers of other internet marketers! Think about it... Would a dog kennel owner ever have an Instant Buzz toolbar loaded in their browser? Where would they learn about a Safelist? Would a Dog Kennel owner usually be a member of many Traffic Exchanges?

Of course not... But Internet Marketers would, because these are cheap and powerful tools for us to use for our outgoing ads. Naturally, a newbie to Internet Marketing might get frustrated when they try to market to their dog kennel niche, and sometimes even give up their niche to specifically target other Internet Marketers! They see the “Gurus” doing it, why can't they?

It's self-replicating.

Well, the embarrassing part for me is that you see me here marketing to other

Internet Marketers. You may have even found this eBook through an Instant Buzz, traffic exchange, or similar ad campaign, but that doesn't mean that you should market to the same people I'm marketing to.

It's a seriously competitive market, for all of the reasons above and more. Meanwhile, there are uncountable thousands of Niches out there with no decent marketers yet going after them.

It's almost heart-breaking to watch.

Sure, if you go after one of those low-competition niches you won't have the added benefit of using a few of these cheap and easy tools, but then again you won't really need them. More traditional marketing methods will work just fine!

I'm sure that some of you reading this will doubt my motives and think to yourselves that I'm only saying this to keep my competition low.

I hope that doesn't discourage you from seeing the logic in my point, though. As a teacher to marketers, I want as many of you to succeed as possible. If I send you all rushing out to fight the hardest possible battle, then the smallest number of you can thrive.

I'd fail at helping you.

If I send you all out after different niche markets however, then most of you can succeed, and so will have I.

Please try to take this to heart, and stay out of the IM2IM trap if you can at all avoid it.

## Final thought

I know you're anxious to go out and sign up with all of those PPC engines, Safelists, & Auto-Surf programs, so I'd just like to leave you with one final thought for the day.

2007 won't accommodate the same old strategies we've tolerated for years now when it comes to the ferocity of Internet Marketing. The One-Time-Offer, Countdown-clocks, false-scarcity ploys, misleading Up-Sells and even the mini-sales pages themselves will have to evolve to survive the public's growing intolerance to this stuff. We're simply getting smarter.

Giving you the keys to heaps of free traffic is not going to make you rich. It is only the biggest piece of the puzzle, but if used improperly it is worthless.

You've got to get some strategy going, you have to learn your market and respond to their needs, and more than ever, in 2007 you have to evolve in order to make profits.

Wishing you every possible success online,

Luke W Parker  
**The Home Biz Factory**  
<http://www.HomeBizFactory.com>

**Branding Rights of this Viral eBook available for readers who act quickly... Click here for your branding kit!**